

immersion 2024

SEI Family Office Services



ARCHWAY PLATFORM

Insider tips: How to perform a more efficient data reconciliation.



immersion 2024

Your speakers today.



Joe Kaminski

**Portfolio Reconciliation
Assistant Manager**



Rhett Derryberry

**Portfolio Reconciliation
Supervisor**

Agenda.

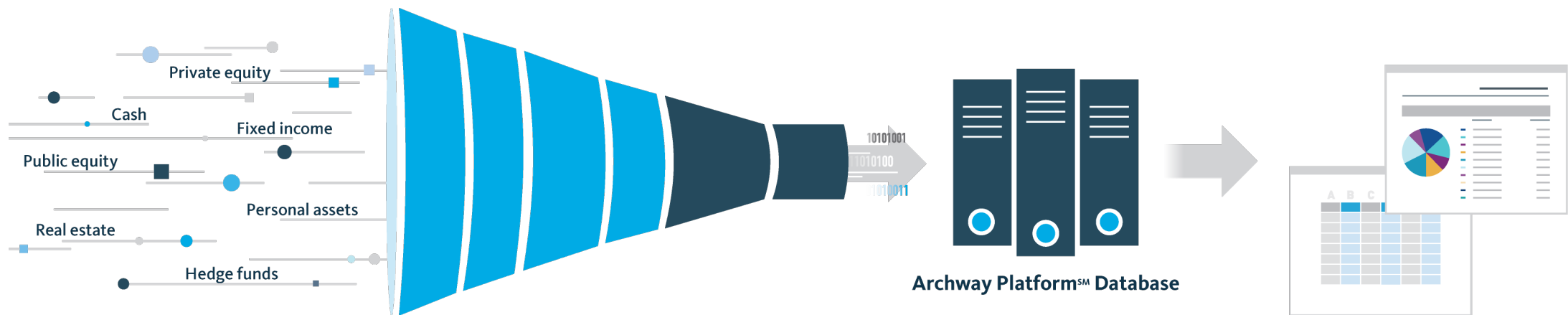
1.	Overview: The importance of reconciliation.
2.	Understanding Position Reconciliation in the Archway Platform.
3.	Setup: Using a Configuration File to compare data.
4.	Monthly reconciliation tools.
5.	Other reconciliation tools.
6.	Additional resources.

Insider tips: How to perform a more efficient data reconciliation.

Overview: The importance of reconciliation.

Overview: The importance of reconciliation.

Balances and positions are built through processing, which requires **validation back to source data** to ensure accurate output.



Insider tips: How to perform a more efficient data reconciliation.

Understanding Position Reconciliation in the Archway Platform.

Understanding Position Reconciliation in the Archway Platform.

Enterprise Menu → Portfolio → Position Reconciliation

The screenshot shows the Archway Platform interface for Position Reconciliation. The left sidebar contains the Enterprise menu with options like Enterprise Dashboard, Client Portal Configuration, Accounts Payable, Entities, General Ledger, Modeling, Operations, Portfolio, Transfers & Gifting, Position Reconciliation (highlighted), Trade Reconciliation, Import Trade Activity, Import Option Actions, Import Basis Transfers, Security Type Mapping, Portfolio Classes, and Profiles. The main area displays a table of reconciliation data with columns: Identifier, Quantity, Cost Basis, Tax Basis, Market Value/Unit, and Total Market Value. A 'Data Limiters' pop-up is visible, showing 'As Of' date 03/31/2022. A 'Helpful tip' overlay states: 'This date must be a valid file date. Integration files are not received on weekends or during holidays and therefore would not return external data if chosen.'

Helpful tip.
This date must be a valid file date. Integration files **are not received on weekends or during holidays** and therefore would not return external data if chosen.

Identifier	Quantity	Cost Basis	Tax Basis	Market Value/Unit	Total Market Value
4,978.000	64.50	64.50	132.33	658,738.74	
500.000	166.08	166.08	148.88	74,440.00	
Pearl Street Investments, LF JPM 8713 CMCSA	6,880.000	30.46	30.46	46.82	322,121.60
Pearl Street Investments, LF JPM 9945 A	381.000	36.97	36.97	132.33	50,417.73
Pearl Street Investments, LF JPM 9945 BKNG	89.000	1,261.06	1,261.06	2,348.45	209,012.05
14,138.000	30.40	30.40	46.82	661,941.16	
1,784.000	155.31	155.31	148.88	265,601.92	
352,500.000	10.00	10.00	154.71	54,535,275.00	
215.000	188.60	188.60	148.88	32,009.20	

Reconcile ☐ Auto-Reconcile

Records Reconciled: 669 Records Not Reconciled: 9

Understanding Position Reconciliation in the Archway Platform.

Enterprise Menu → Portfolio → Position Reconciliation

The screenshot displays the 'Position Reconciliation' interface in the Archway Platform. The left sidebar shows the 'Enterprise' menu with 'Position Reconciliation' selected. The main panel includes 'Data Limiters' with filters for 'As Of' (03/31/2022), 'Include Reconciled' (unchecked), and 'Entity' (selected). Below these are 'Entity Class' (All) and 'Class Options' (checked). The 'Entities' list includes Bengal Investments, Briar Patch Aviation LLC, Briarcliff Land, LLC (704C), Briarcliff Management Services, LLC, Cascade Range Investments, Cathie Roberts, Cathie Roberts Revocable Trust, and David Roberts. A red box highlights the 'Entity' filter, with a blue dashed arrow pointing to the 'Entities' list. A dark blue overlay box contains the text: 'Helpful tip. Filter options by Entity, Portfolio and/or custom classes'. The bottom right shows a table with columns: Quantity, Cost Basis, Tax Basis, Market Value/Unit, and Total Market Value. The table contains 10 rows of data. At the bottom, there are buttons for 'Auto-Reconcile', 'Match', 'Unlink', 'Compare', 'Upload', and 'Delete All'.

Helpful tip.
Filter options by **Entity**, **Portfolio** and/or **custom classes**

Quantity	Cost Basis	Tax Basis	Market Value/Unit	Total Market Value
4,978.000	64.50	64.50	130.83	651,271.74
500.000	166.08	166.08	143.88	71,940.00
6,880.000	30.46	30.46	45.32	311,801.60
381.000	36.97	36.97	130.83	49,846.23
89.000	1,261.06	1,261.06	2,333.45	207,677.05
14,138.000	30.40	30.40	45.32	640,734.16
1,784.000	155.31	155.31	143.88	256,681.92
215.000	188.60	188.60	143.88	30,934.20

Understanding Position Reconciliation in the Archway Platform.

Enterprise Menu → Portfolio → Position Reconciliation

Include Reconciled checkbox allows the user to view all records that reconciled through automation displayed in bold font within the two panes.

Totals of **Records Reconciled** and **Records Not Reconciled** are displayed at the bottom.

Entity	Portfolio	Identifier	Quantity	Cost Basis	Tax Basis	Market Value/Unit	Total Market Value
Midas Investment Fund	Side Pocket 1 - Equity (Paul	A	4,978.000	64.50	64.50	130.83	651,271.74
Pearl Street Investments, LF	JPM 4828	MMM	500.000	166.08	166.08	143.88	71,940.00
Pearl Street Investments, LF	JPM 8713	CMCSA	6,880.000	30.46	30.46	45.32	311,801.60
Pearl Street Investments, LF	JPM 9945	A	381.000	36.97	36.97	130.83	49,846.23
Pearl Street Investments, LF	JPM 9945	BKNG	89.000	1,261.06	1,261.06	2,333.45	207,677.05
Pearl Street Investments, LF	JPM 9945	CMCSA	14,138.000	30.40	30.40	45.32	640,734.16
Pearl Street Investments, LF	JPM 9945	MMM	1,784.000	155.31	155.31	143.88	256,681.92
Saxton Young	JP Morgan 9221	MMM	215.000	188.60	188.60	143.88	30,934.20

Records Reconciled: 669 Records Not Reconciled: 9

Understanding Position Reconciliation in the Archway Platform.

Enterprise Menu → Portfolio → Position Reconciliation

System:
Data built **within** the Archway Platform

Entities: Briarcliff Capital II | Include Reconciled | Pearl Street Investments, LF | JPM 4828 | MMM | 500.000 | 166.08 | 166.08

System View: Standard View

Entity	Portfolio	Identifier	Quantity	Cost Basis	Tax Basis	Market Value/Unit	Total Market Value
Midas Investment Fund	Side Pocket 1 - Equity (Paul	A	4,978.000	64.50	64.50	132.33	658,738.74
Pearl Street Investments, LF	JPM 4828	MMM	500.000	166.08	166.08	148.88	74,440.00
Pearl Street Investments, LF	JPM 8713	CMCSA	6,880.000	30.46	30.46	46.82	322,121.60
Pearl Street Investments, LF	JPM 9945	A	381.000	36.97	36.97	132.33	50,417.73
Pearl Street Investments, LF	JPM 9945	BKNG	89.000	1,261.06	1,261.06	2,348.45	209,012.05
Pearl Street Investments, LF	JPM 9945	CMCSA	14,138.000	30.40	30.40	46.82	661,941.16
Pearl Street Investments, LF	JPM 9945	MMM	1,784.000	155.31	155.31	148.88	265,601.92
Remi Young	Fidelity 4912	ABC	352,500.000	10.00	10.00	154.71	54,535,275.00
Saxton Young	JP Morgan 9221	MMM	215.000	188.60	188.60	148.88	32,009.20

Match Unlink Compare

System View: Standard View

Market Value/Unit	Total Market Value
132.33	658,738.74
148.88	74,440.00
46.82	322,121.60
132.33	50,417.73
2,348.45	209,012.05
46.82	661,941.16
148.88	265,601.92
154.71	54,535,275.00
148.88	32,009.20

System View: Standard View

Market Value/Unit	Total Market Value
130.83	651,271.74
143.88	71,940.00
45.32	311,801.60
130.83	49,846.23
2,333.45	207,677.05
45.32	640,734.16
143.88	256,681.92
143.88	30,934.20

Reset Query Send Query

Records Reconciled: 669 Records Not Reconciled: 9

Upload Delete All

Understanding Position Reconciliation in the Archway Platform.

Enterprise Menu → Portfolio → Position Reconciliation

External:
Integrated **source file** data

Entity	Portfolio	Identifier	Quantity	Cost Basis	Tax Basis	Market Value/Unit	Total Market Value
Midas Investment Fund	Side Pocket 1 - Equity (Paul	A	4,978.000	64.50	64.50	130.83	651,271.74
Pearl Street Investments, LF	JPM 4828	MMM	500.000	166.08	166.08	143.88	71,940.00
Pearl Street Investments, LF	JPM 8713	CMCSA	6,880.000	30.46	30.46	45.32	311,801.60
Pearl Street Investments, LF	JPM 9945	A	381.000	36.97	36.97	130.83	49,846.23
Pearl Street Investments, LF	JPM 9945	BKNG	89.000	1,261.06	1,261.06	2,333.45	207,677.05
Pearl Street Investments, LF	JPM 9945	CMCSA	14,138.000	30.40	30.40	45.32	640,734.16
Pearl Street Investments, LF	JPM 9945	MMM	1,784.000	155.31	155.31	143.88	256,681.92
Saxton Young	JP Morgan 9221	MMM	215.000	188.60	188.60	143.88	30,934.20


Records Reconciled: 669 Records Not Reconciled: 9

Understanding Position Reconciliation in the Archway Platform.

Customization: Updating your view in the module

Use data grid customization to adjust data points visible within your personal view.

- Navigate to: **Enterprise Menu → Portfolio → Position Reconciliation**




Understanding Position Reconciliation in the Archway Platform.

Manual reconciliation: Enhanced comparison

Comparing records between System and External has become a lot easier with the enhancements to the tool.

Users can now select two records and click “Compare” to review mismatched data. Using green as an indicator for matched and red for unmatched, allows the user to quickly identify the issue which leads to more streamlined research.



New features: Reconciliation enhancements.

Manual reconciliation: Enhanced navigation

Once the issue is identified, the user can quickly navigate to the appropriate module within the Platform for further research and entries.


- Navigation options include:
 - **Enterprise Menu → Securities → Security Master**
 - Research prices, corporate actions, activity
 - **Entity Menu → General Ledger → Journal Entry Search**
 - Review entries specific to the portfolio
 - **Entity Menu → Portfolio → Transaction Journal**
 - Review activity specific to the portfolio
 - **Entity Menu → Portfolio → Update & Edit Post PM**
 - Quickly update data



Understanding Position Reconciliation in the Archway Platform.


Manual reconciliation: A live example of correcting a variance

Researching and fixing a pricing variance within the Archway Platform



Understanding Position Reconciliation in the Archway Platform.

Manual reconciliation: Enhanced comparison



Understanding Position Reconciliation in the Archway Platform.

Manual reconciliation: Enhanced comparison



Understanding the Staging Table in the Archway Platform.

Staging Table: Enhanced Overview

The Staging Table helps locate activity that is missing on the platform that came through the feed on an integration


The screenshot displays the 'Transaction X-File Import Staging Table' in the Archway Platform. The interface includes a left-hand navigation menu with categories like Enterprise, Entity, and Setup. The main area shows a table of transaction data with columns for ID, Batch, Entity, Portfolio, Trade Date, Settle Date, Buy/Sell, Quantity, Type, Primary ID, Currency, Total Cost, and Error. Two rows are visible, both marked as 'Invalid symbol' in the Error column. The table is filtered by 'Batch' (All) and 'Entity Class' (All). The 'Entities' list on the left includes various investment entities like B and B Z, Bengal Investments, and Briar Patch Aviation LLC. The bottom of the interface features buttons for 'Reset Query', 'Send Query', 'Delete All', 'Upload', and 'Process Records'.

ID	Ba...	Entity	Portfolio	Trade Date	Settle Date	Buy/S...	Quantity	Type	Primary ID	Curre...	Total Cost	Error
309384744	JK222	Pearl Stree...	JPM 0114	10/25/2024	10/25/2024	Sell	26.00	Equity		USD	601.29	Invalid symbol
309384745	JK222	Pearl Stree...	JPM 0114	10/25/2024	10/25/2024	Sell	5.00	Equity		USD	1,454.61	Invalid symbol

Understanding the Staging Table in the Archway Platform.

Staging Table: Enhanced Overview

The Staging Table helps locate activity that is missing on the platform that came through the feed on an integration



Insider tips: How to perform a more efficient data reconciliation.

Setup: Using a Configuration File to compare data.

Setup: Using a Configuration File to compare data.

Enterprise Menu → Portfolio → Position Reconciliation

Enterprise / Portfolio / Position Reconciliation

As Of: 03/31/2022

Include Reconciled: ☐

Entity Class: All

Class Options: ☒ All

Entities: ☒ Bengal Investments, ☒ Briar Patch Aviation LLC, ☒ Briarcliff Land, LLC (704C), ☒ Briarcliff Management Services, LL, ☒ Cascade Range Investments, ☒ Cathie Roberts, ☒ Cathie Roberts Revocable Trust, ☒ David Roberts

Entity	Portfolio	Identifier	Quantity	Cost Basis	Tax Basis	Market Value/Unit	Total Market Value
Midas Investment Fund	Side Pocket 1 - Equity (Paul	A	4,978.000	64.50	64.50	132.33	658,738.74
Pearl Street Investments, LF	JPM 4828	MMM	500.000	166.08	166.08	148.88	74,440.00
Pearl Street Investments, LF	JPM 8713	CMCSA	6,880.000	30.46	30.46	46.82	322,121.60
Pearl Street Investments, LF	JPM 9945	A	381.000	36.97	36.97	132.33	50,417.73
Pearl Street Investments, LF	JPM 9945	BKNG	89.000	1,261.06	1,261.06	2,348.45	209,012.05
Pearl Street Investments, LF	JPM 9945	CMCSA	14,138.000	30.40	30.40	46.82	661,941.16
Pearl Street Investments, LF	JPM 9945	MMM	1,784.000	155.31	155.31	148.88	265,601.92
Remi Young	Fidelity 4912	ABC	352,500.000	10.00	10.00	154.71	54,535,275.00
Saxton Young	JP Morgan 9221	MMM	215.000	188.60	188.60	148.88	32,009.20

Config File: Rec Add Edit Re-Reconcile Auto-Reconcile Match Unlink Compare

External

Config File: Rec Add Edit Re-Reconcile Auto-Reconcile

Entity	Portfolio	Identifier	Quantity	Cost Basis	Tax Basis	Market Value/Unit	Total Market Value
Pearl Street Investments, LF	JPM 9945	BKNG	89.000	1,261.06	1,261.06	2,333.45	207,677.05
Pearl Street Investments, LF	JPM 9945	CMCSA	14,138.000	30.40	30.40	45.32	640,734.16
Pearl Street Investments, LF	JPM 9945	MMM	1,784.000	155.31	155.31	143.88	256,681.92
Saxton Young	JP Morgan 9221	MMM	215.000	188.60	188.60	143.88	30,934.20


Records Reconciled: 669 Records Not Reconciled: 9

Send Query Upload Delete All

Setup: Using a Configuration File to compare data.

Automated reconciliation: Configuration File

- A Config File must be set up in order to compare System Data to External Data.
- Tolerances are selected in order for the Platform to evaluate during the Automation process.
- The tolerance can be set or customized to any number of these characteristics or combination of characteristics.
- Once the process is completed, the data returned on the Position Reconciliation screen is unreconciled as it did not meet any of the criteria selected in the Config File.



Setup: Utilizing the Balance Reconciliation Module.

Balance Reconciliation: Reconciliation of bank and checking accounts

Enterprise / General Ledger / Balance Reconciliation

Search: Type here to filter

Enterprise

- Entities
- Entity Classes
- General Ledger
 - Balance Reconciliation**
 - Cash Management
 - Transaction Type Mapping
- Operations
 - Operation Chain
 - Document Manager
 - Task Status
- Portfolio
 - Transfers & Gifting
 - Position Reconciliation
 - Import Trade Activity
 - Security Type Mapping

Entity

- Accounting Periods
 - Accounting Periods
 - Revert Accounting Period
 - Close Accounting Period
 - Close Multiple Accounting Periods
 - Update All Modules
- General Ledger
 - Add Journal Entry
 - Journal Entry Search
 - Assets
 - Equity
- Investor
 - Account History
- Portfolio
 - Transaction Journal

Data Limiters

Data Provider: All

Entity: Pearl Street Investments, LLC

As of: 10/28/2024

Include Reconciled Accounts: ☒

Reconcile

Auto-Reconcile

Quantity Reconciled: 2
Quantity not reconciled: 2

External Data

Upload

Account Balance Reconciliation

Data Provider	Entity	Account	Description	GL Account	System Balance	External Balance	Variance
Frost Banking	Pearl Street Investments, L...	Bank Account: PEP18...	Closing Ledger Balan...	11300....Frost Ba...	199.44	199.44	0.00
Frost Banking	Pearl Street Investments, LLC	Bank Account: PEP18 ...	Closing Ledger Balance	29100....Subscrip...	0.00	0.00	0.00
Pershing	Pearl Street Investments, LLC	Portfolio: PEP18 - Fun...	Cash Balance	11901....Cash Cle...	0.00	0.00	0.00
ByAllAccounts	Pearl Street Investments, L...	Bank Account: PEP18...	Cash Balance	11100....Tolleeson...	3,479.97	3,479.97	0.00
Total:					3,679.41	3,679.41	

Reset Query Send Query Reconcile Selected Unreconcile Selected

Review: Common issues during the recon process.

Some of the most common reconciling issues we see include:

Manual Accounts

Manual Accounts typically require a custodian statement in order to reconcile

Identifiers

The broker may use a character such as "-" while the Archway Platform has "/"

Transactional processing

Duplicated or missing transactions can lead to reconciling variances

Differing prices between data providers

If ICE is utilized for pricing and the broker/custodian uses pricing data from a different source variances can arise

Corporate actions

Most corporate actions still require manual intervention within the processing and reconciliation process

Advanced issues

Certain characteristic of a security such as amortization might be calculated differently by the broker than the Archway Platform


Insider tips: How to perform a more efficient data reconciliation.

Monthly reconciliation tools.

Monthly recon tools: Portfolio Reconciliation worksheet.


The ***Portfolio Reconciliation Worksheet*** report was designed to allow a user to compare monthly totals at the Portfolio level between System and Custodian Statement data related to:

- Cash balances
- Market Value (local or reporting)
- Basis
- Revenue/Expense
- Accruals



Monthly recon tools: Portfolio Reconciliation worksheet.

- Selecting “Excel” as the output allows the user to complete the “Statement” column from the provided custodian statement data or website in order to find variances.
- Reconciling these totals can lead to further trust in the data points, ensuring calculated output on reporting is accurate. There are certain transactions that can impact positions and balances accurately but are misclassified (example: Dividend vs. Return of Capital) that the Position Reconciliation screen wouldn’t catch.
- It is also helpful in identifying new or changes to existing integration data where mapping requires an update in the Platform. Mapping maintenance assists in the automation success rate.

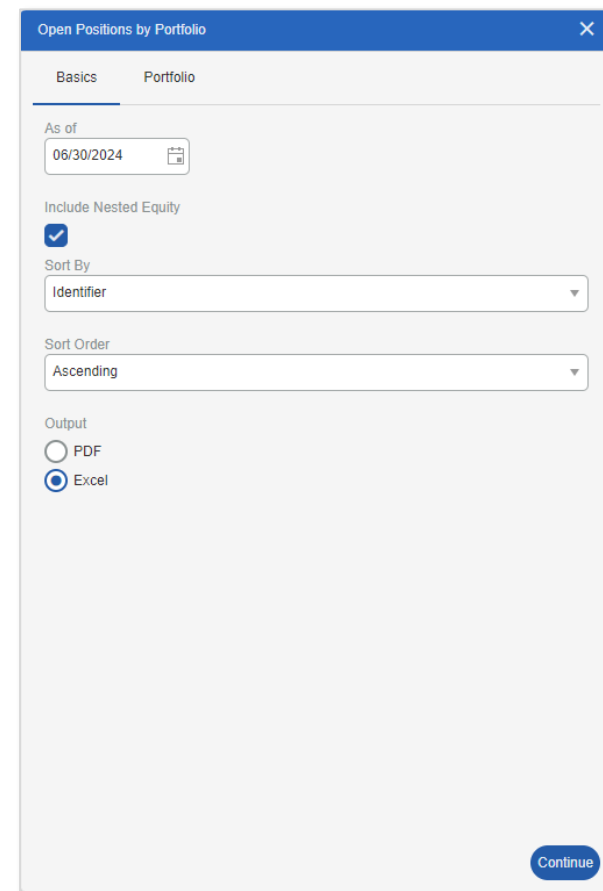


Monthly recon tools: Open Positions by Portfolio.

The ***Open Positions by Portfolio*** report allows the user to identify many issues that may not be captured by daily recon. The report is usually run as of the month end date.

Outputs used most during our recon include:

- Quantity
- Market Value (local or reporting)
- Tax Basis




The screenshot shows a web application window titled "Open Positions by Portfolio" with a close button (X) in the top right corner. The window has two tabs: "Basics" (selected) and "Portfolio". Under the "Basics" tab, there are several configuration options: "As of" with a date input field showing "06/30/2024" and a calendar icon; "Include Nested Equity" with a checked checkbox; "Sort By" with a dropdown menu showing "Identifier"; "Sort Order" with a dropdown menu showing "Ascending"; and "Output" with two radio buttons, "PDF" and "Excel", where "Excel" is selected. A blue "Continue" button is located at the bottom right of the window.


Monthly recon tools: Open Positions by Portfolio.

OPEN POSITIONS BY PORTFOLIO												
Pearl Street Investments, LP												
As of 06/30/2024												
Identifier	Description	Local Currency								Reporting (USD)		
		Quantity	Unit Cost	Cost Basis	Unit Tax	Tax Basis	Price	Market Value	Unrealized	Market Value		
JPM 4828												
USD												
CASH & CASH EQUIVALENTS											Statement Tax Basis	Basis Variance
USD	US DOLLAR JP Morgan	2,851,800.92	1.00	2,851,800.92	1.00	2,851,800.92	1.00	2,851,800.92	0.00	2,851,800.92	2,851,800.92	-
TOTAL CASH & CASH EQUIVALENTS		2,851,800.92		2,851,800.92		2,851,800.92		2,851,800.92	0.00	2,851,800.92		
EQUITY												
AAPL	APPLE INC	473.00	101.20	47,868.64	101.20	47,868.64	182.74	86,436.02	38,567.38	86,436.02	47,868.64	-
BA	BOEING CO/THE	540.00	137.37	74,181.01	137.37	74,181.01	180.35	97,389.00	23,207.99	97,389.00	74,181.01	-
BRKA	BERKSHIRE HATHAWAY	9.00	#####	1,766,098.89	#####	1,766,098.89	#####	5,508,900.00	3,742,801.11	5,508,900.00	1,766,094.73	(4.16)
BRKB	BERKSHIRE HATHAWAY	11.00	128.77	1,416.49	128.77	1,416.49	406.37	4,470.07	3,053.58	4,470.07	1,416.49	-
CVX	CHEVRON CORP	54.00	97.56	5,268.15	97.56	5,268.15	162.54	8,777.16	3,509.01	8,777.16	5,268.15	-
DUK	DUKE ENERGY CORP	1,003.00	73.08	73,301.19	73.08	73,301.19	102.38	102,687.14	29,385.95	102,687.14	73,301.19	-
EMR	EMERSON ELECTRIC CO	1,319.00	55.72	73,501.09	55.72	73,501.09	112.65	148,585.35	75,084.26	148,585.35	73,501.09	-
EPD	ENTERPRISE PRODUCTS	2,117.00	23.98	50,771.29	23.98	50,771.29	28.39	60,101.63	9,330.34	60,101.63	50,773.38	2.09
HON	HONEYWELL	679.00	101.97	69,238.03	101.97	69,238.03	198.05	134,475.95	65,237.92	134,475.95	69,238.03	-
JNJ	JOHNSON & JOHNSON	811.00	111.97	90,803.70	111.97	90,803.70	148.95	120,798.45	29,994.75	120,798.45	90,803.70	-

Monthly recon tools: Open Positions.



Monthly recon tools: Basis Transfers.



Monthly recon tools: Realized Gains and Losses by Portfolio.

The ***Realized Gains and Losses by Portfolio*** report helps the user research specific cost issues on securities including tax lot matching and realized gain/loss calculations.

Helpful tips:

- The **Suppress Cash or Equivalent** checkbox helps to reduce clutter on this report by excluding all cash securities

The screenshot shows the 'Realized Gains and Losses by Portfolio' configuration window. The 'Date Range' is set from 04/01/2020 to 04/30/2020. Under 'Suppress Transfers & Gifting', the 'All' radio button is selected. The 'Suppress Cash or Equivalent' checkbox is checked and highlighted with a dashed blue box. A callout box points to this checkbox with the text 'Suppress Cash or Equivalent' and a checkmark. The 'Display Transaction References' checkbox is unchecked. Under 'Output', the 'Excel' radio button is selected. A 'Continue' button is at the bottom right.


Monthly recon tools: Realized Gains and Losses by Portfolio.

This date would correlate with the tax lot date provided on the custodian statement

the tax lot date provided on the custodian statement

REALIZED GAINS AND LOSSES BY PORTFOLIO												
Cascade Range Investments												
From 12/01/2018 to 12/31/2018												
Open	Close	Quantity	Identifier	Description	Cost Basis	Tax Basis	Unit Sale	Proceeds	Gain or Loss		% Change	
									Short Term	Long Term		
MARKETABLE SECURITIES JPM 3293												
Long Positions												
11/13/2015	12/01/2018	3,000.00	JNJ	JOHNSON & JOHNSON	299,670	299,670	120.00	360,000	0	60,330	20.13	60,249.88 (80.12)
		3,000.00			299,670	299,670		360,000	0	60,330	20.13	
11/25/2015	12/15/2018	100.00	WMT	WAL-MART STORES INC	6,025	6,025	95.00	9,500	0	3,475	57.68	3,475.00 0.00
		100.00			6,025	6,025		9,500	0	3,475	57.68	
					305,695	305,695		369,500	0	63,805	20.87	
Total Gains									0	63,805		
Total Losses									0	0		
TOTAL REALIZED GAIN/LOSS					305,695	305,695		369,500	0	63,805		

Monthly recon tools: Open Tax Lots.



Monthly recon tools: Transaction and Journal Entry exports.

Entity / General Ledger / Journal Entry Search

Data Limiters

<<

Start Date

06/01/2024

End Date

06/30/2024

Journal Entries

View Standard View

ID ↑ 2

Date ↑ 1

Account Code

Account

Currency

Debit

Credit

10570686455

06/15/2024

12310

Dividend Receivable

USD

48.00

0.00

10570686455

06/15/2024

40071

Dividend Income: Total Ordinary

USD

0.00

48.00

Entity / Portfolio / Transaction Journal

Data Limiters

<<

Portfolio

JPM 0114

Go

Start Date

01/01/2016

End Date

06/30/2024

Transaction Journal

View Standard View

Trade Date	Buy/Sell	Type	Identifier	Quantity	Currency	Accrued Interest	Total Cost
08/15/2016	Buy	Equity	RNST	750.00	USD	\$0.00	\$25,071.60
08/15/2016	Buy	Equity	IPCC	860.00	USD	\$0.00	\$70,018.19
08/15/2016	Buy	Equity	AMSF	1,100.00	USD	\$0.00	\$64,116.91
08/15/2016	Buy	Equity	BMTC	1,353.00	USD	\$0.00	\$41,576.48
08/15/2016	Buy	Equity	ADTN	1,840.00	USD	\$0.00	\$33,825.64

Monthly recon tools: Transaction and Journal Entry exports.

Trade Date	Buy/Sell	Type	Identifier	Quantity	Currency	Accrued Interest	Total Cost
8/15/2016	Buy	Equity	RNST	750.00	USD	0.00	25,071.60
8/15/2016	Buy	Equity	IPCC	860.00	USD	0.00	70,018.19
8/15/2016	Buy	Equity	AMSF	1,100.00	USD	0.00	64,116.91
8/15/2016	Buy	Equity	BMTC	1,353.00	USD	0.00	41,576.48
8/15/2016	Buy	Equity	ADTN	1,840.00	USD	0.00	33,825.64
8/15/2016	Buy	Equity	HMN	1,840.00	USD	0.00	65,704.38
8/15/2016	Buy	Equity	KMPR	860.00	USD	0.00	0.00
8/16/2016	Buy	Equity	BMTC	476.00	USD	0.00	14,658.94
8/17/2016	Buy	Equity	BMTC	91.00	USD	0.00	2,810.42
10/7/2016	Buy	Equity	SWM	4.00	USD	0.00	151.97
10/7/2016	Buy	Equity	MGLN	238.00	USD	0.00	12,959.36
10/10/2016	Buy	Equity	MGLN	6.00	USD	0.00	328.89
10/11/2016	Buy	Equity	SWM	135.00	USD	0.00	5,116.59
10/11/2016	Buy	Equity	MGLN	360.00	USD	0.00	19,721.95
10/12/2016	Buy	Equity	MGLN	85.00	USD	0.00	4,616.50
10/13/2016	Buy	Equity	SWM	192.00	USD	0.00	7,288.26
10/18/2016	Buy	Equity	AMSF	305.00	USD	0.00	17,955.72
10/18/2016	Buy	Equity	SWM	605.00	USD	0.00	22,934.71
10/18/2016	Buy	Equity	MGLN	630.00	USD	0.00	35,049.49
10/18/2016	Buy	Equity	KNL	1,055.00	USD	0.00	21,889.14
10/18/2016	Buy	Equity	RNST	1,225.00	USD	0.00	40,868.87
10/18/2016	Buy	Equity	ADTN	1,225.00	USD	0.00	40,868.87

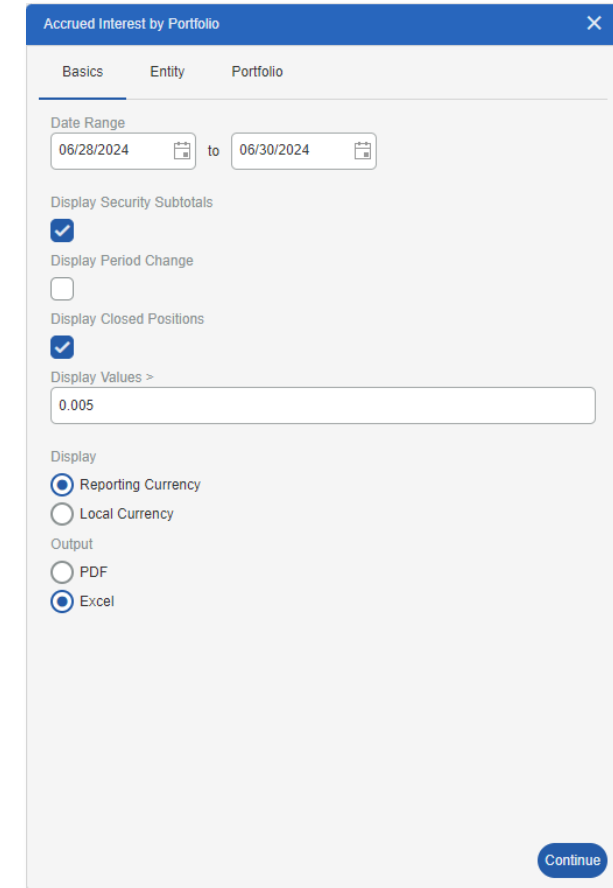
ID	Date	Account Code	Account	Currency	Debit	Credit
3117187316	12/30/2016	11414	JP Morgan Clearing 4	USD	992,586.26	0.00
3117187316	12/30/2016	12200	Contributions Receivable	USD	0.00	992,586.26
3412180649	3/31/2018	52610	Custody Fees	USD	214.33	0.00
3412180649	3/31/2018	11101	Cash at Bank 1	USD	0.00	214.33

Monthly recon tools: Accrued Interest by Portfolio.

The ***Accrued Interest by Portfolio*** report was designed to allow the user to perform a detailed review of bond accruals in a given portfolio

Outputs include variances of:

- Outstanding Accrual
- Accrual Purchased/Sold
- Accrual Rate
- Daily Accrual Value



The screenshot shows a software window titled "Accrued Interest by Portfolio" with a close button (X) in the top right corner. The window has three tabs: "Basics", "Entity", and "Portfolio", with "Basics" currently selected. Under the "Date Range" section, there are two date pickers: the first is set to "06/28/2024" and the second to "06/30/2024", separated by a "to" label. Below this, there are three checkboxes: "Display Security Subtotals" (checked), "Display Period Change" (unchecked), and "Display Closed Positions" (checked). A "Display Values >" section contains a text input field with the value "0.005". The "Display" section has two radio buttons: "Reporting Currency" (selected) and "Local Currency" (unselected). The "Output" section has two radio buttons: "PDF" (unselected) and "Excel" (selected). A blue "Continue" button is located in the bottom right corner of the window.

Monthly recon tools: Accrued Interest by Portfolio.

ACCRUED INTEREST BY PORTFOLIO													
Cascade Range Investments													
From 6/28/2024 to 6/30/2024													
Income Type	Maturity	Rate	Last Coupon	Next Coupon	Date Accrued/Paid	Accrued	Purch./Sold Accrued	Paid	Amount open	Stmt. Accrual	Variance	Days Off	
060505EU4 - Bank of America Corp Hybrid													
	03/10/2026	6.30%	03/11/2024	09/11/2024	Beginning:	14,516.41	1,819.49	16,128.00	207.89				
Interest					06/28/2024	1.93	-	-	209.82				
Interest					06/29/2024	1.93	-	-	211.75				
Interest					06/30/2024	1.93	-	-	213.67	221.39	7.72	4.01	
Ending Quantity:	11,000.00				Ending:	14,522.18	1,819.49	16,128.00	213.67				
060505FL3 - Bank of America Corp Hybrid													
	03/15/2028	5.88%	03/15/2024	09/15/2024	Beginning:	9,054.21	1,109.72	10,046.28	117.65				
Interest					06/28/2024	1.14	-	-	118.80				
Interest					06/29/2024	1.14	-	-	119.94				
Interest					06/30/2024	1.14	-	-	121.08				
Ending Quantity:	7,000.00				Ending:	9,057.64	1,109.72	10,046.28	121.08	119.94	(1.14)	(1.00)	
060505GB4 - BANK OF AMERICA CORPORATION													
					Beginning:	1,439.41	-	1,381.57	57.84				
Interest					06/28/2024	45.94	-	-	103.78				
Ending Quantity:	14,000.00				Ending:	1,485.35	-	1,381.57	103.78	103.78	-		

Monthly recon tools: Commonly used queries.

Data: All Accruals (89).xlsx - Excel

File Home Insert Page Layout Formulas Data Review View Tell me what you want to do...

Clipboard Font Alignment Number Style

OutstandingAccrual

	A	B	C	D	E	F	G	H	I	J	K	L	M	N	O	P
1	Account	EntityName	EntityID	Portfolio	Portfolio	Date	Security	Identifier	Income	Accrual	Paid	Outstanding	gAccrual			
2		BRH 2020	835330	Fixed Inco	985081	5/31/2022	HFH Class	HFH Class	Interest	#####	0.00	#####				
3		JEM Lega	835334	Fixed Inco	985106	5/31/2022	HFH Class	HFH Class	Interest	#####	0.00	#####				
4		Real Estat	835398	Commerci	970602	5/31/2022	Mortgage - OKC M		Interest	#####	0.00	#####				
5		THM Lega	835335	Fixed Inco	985111	5/31/2022	HFH Class	HFH Class	Interest	#####	0.00	#####				
6		Tin Enterp	831001	Inote Paye	938808	5/31/2022	Note Paya IC-PI		Interest	#####	0.00	#####				
7		Legacy Hc	834497	Loan Paye	961040	5/31/2022	Intercomp 10 Lend L		Interest	#####	0.00	#####				
8		Roberts R	833677	Portfolio	953838	5/31/2022	Denbury F 247916af6		Interest	1480.00	45900.00	#####				
9		Todd Payr	822056	Loan Paye	884971	5/31/2022	Loan Paye LP 01/01/2		Interest	#####	0.00	#####				
10		TIN Fixed	831003	Loan Paye	938095	5/31/2022	Loan (JLK JLKR - TIN		Interest	#####	0.00	#####				
11		Partner D	830184	Term Loan	934986	5/31/2022	Term Loan PTC TL		Interest	0.00	27000.00	#####				
12	F3038100	The 2009 I	822065	JPM Muni	884551	5/31/2022	CA ST RE 13063CS2		Interest	0.00	24444.44	#####				

Zero Positions with Accruals (40).xlsx

Review View Tell me what you want to do...

Alignment Number Style

	A	B	C	D	E	F	G	H	I	J	K	L	M	N
1	Enterprise	Enterprise	EntityID	EntityName	EntityClass	PortfolioID	PortfolioName	SecurityTy	Symbol	SecurityN	Date	Outstandin	Category	
2	TestID	Test Enter	TestID	Test Entity		TestID	Test Portfolio	Fixed Inco	00774YAA7	AERCAP I	#####	55445.31	Interest	
3	TestID	Test Enter	TestID	Test Entity		TestID	Test Portfolio	Fixed Inco	89352HBB4	TRANSCA	#####	0.00	Interest	
4	TestID	Test Enter	TestID	Test Entity		TestID	Test Portfolio	Equity	Hogy Medical Co Ltd - JPY	Hogy Medi	5/21/2019	0.00	Dividends	
5	TestID	Test Enter	TestID	Test Entity		TestID	Test Portfolio	Equity	485537914	Kao Corp	#####	0.00	Dividends	

Monthly recon tools: Commonly used queries.

Data Enterprise Open Positions (3).xlsx - Excel

File Home Insert Page Layout Formulas Data Review View Tell me what you want to do...

Cut Copy Paste Format Painter Clipboard Font Alignment Number Styles

EntityID

	A	B	C	D	E	F	G	H	I	J	K	L	M	N	O	P	Q
	EntityID	EntityName	PortfolioID	PortfolioName	PortfolioCurrency	SecurityID	SecurityName	Identifier	Quantity	CostBasis	TaxBasis	BookValue	SecurityM	TotalCostB	TotalTaxB	TotalMarketValue	
1	EntityID	EntityName	PortfolioID	PortfolioName	PortfolioCurrency	SecurityID	SecurityName	Identifier	Quantity	CostBasis	TaxBasis	BookValue	SecurityM	TotalCostB	TotalTaxB	TotalMarketValue	
2	825243	Briar Patc	904254	G550	USD	1749538	2013 Gulfs G550		1.00	#####	#####	#####	1.00	#####	#####	#####	
3	822059	Briarcliff M	884962	Office Furn	USD	1528130	Depreciated	Dep. Off. F	-1.00	583.33	583.33	583.33	1.00	-583.33	-583.33	-583.33	
4	822059	Briarcliff M	884962	Office Furn	USD	1528129	Office Furn	Off. Furnit	1.00	50000.00	50000.00	50000.00	1.00	50000.00	50000.00	50000.00	
5	829933	Cascade F	931526	Marketable	USD	1524909	APPLE INC	AAPL	4301.00	97.33	97.33	148.84	1.00	#####	#####	#####	
6	829933	Cascade F	931526	Marketable	USD	1525052	AMAZON COM	AMZN	134.00	693.84	693.84	120.21	1.00	92974.32	92974.32	16108.14	
7	829933	Cascade F	931526	Marketable	USD	1524950	CITIGROUP		9065.00	44.79	44.79	53.41	1.00	#####	#####	#####	
8	829933	Cascade F	931526	Marketable	USD	1524917	CISCO SYSTEMS	CSCO	367.00	26.99	26.99	45.05	1.00	9904.43	9904.43	16533.35	
9	829933	Cascade F	931526	Marketable	USD	1524937	WALT DISNEY	DIS	1381.00	113.57	113.57	110.44	1.00	#####	#####	#####	
10	829933	Cascade F	931526	Marketable	USD	1525222	FEDEX CORP	FDX	568.00	129.78	129.78	224.58	1.00	73715.04	73715.04	#####	
11	829933	Cascade F	931526	Marketable	USD	1524980	GILEAD SCIENCES	GILD	11.00	76.32	76.32	64.85	1.00	839.57	839.57	713.35	
12	829933	Cascade F	931526	Marketable	USD	1524912	JOHNSON JOHNSON	JNJ	4869.00	103.60	103.60	179.53	1.00	#####	#####	#####	
13	829933	Cascade F	931526	Marketable	USD	1524935	KIMBERLY CLARK	KMB	2386.00	118.63	118.63	133.02	1.00	#####	#####	#####	
14	829933	Cascade F	931526	Marketable	USD	1524939	MORGAN STANLEY	MS	2484.00	24.88	24.88	86.14	1.00	61813.43	61813.43	#####	
15	829933	Cascade F	931526	Marketable	USD	1524914	MICROSOFT CORP	MSFT	2720.00	52.15	52.15	271.87	1.00	#####	#####	#####	
16	829933	Cascade F	931526	Marketable	USD	1524902	PEPSICO INC	PEP	933.00	100.29	100.29	167.75	1.00	93570.87	93570.87	#####	

Monthly recon tools: Accrued Interest by Portfolio.

Portfolio Accrued Income X-File Import Template

PortfolioID	SecurityType	PrimaryID	Date	Amount	AccrualOrPayment	DividendOrInterest	Notes

Portfolio Basis Transfer X-File Import Template

BatchID	Sequence	BasisTransferDate	Adjustment	FromSecurityType	FromSecurityID	FromPortfolioID	FromOriginalTradeDate	FromBuySell	FromOpenQuantity	FromBasis	ToSecurityType	ToSecurityID	ToPortfolioID	ToOriginalTradeDate	ToBuySell	ToOpenQuantity

Security Master Pricing X-File Import Template

Identifier	Date	Value1	SecurityType	DisableExtSourceUpdate	EffectiveDate	Status	OutstandingShares	Value2

Insider tips: How to perform a more efficient data reconciliation.

Other reconciliation tools.

Other recon tools: Document Manager.

Other tools: Document manager

The document manager can be an indispensable tool to ensure your entire organization has access to the relevant files/documents all within a single secure location

Favorite Associations:

- Associate to Existing Private Equity Activity
- Associate to Existing Hedge Fund
- Associate to Existing Market Value
- Associate to Portfolio

Enterprise Menu → Operations → Document Manager

Enterprise

- Enterprise Dashboard
- Accounts Payable
- Entities
- General Ledger
- Modeling
- Operations
 - Operation Chain
 - Document Manager**
 - Accounting Period Scheduler
 - Notifications Manager
 - Task Status
 - Entity Level Fees
 - Integration Configuration
 - X-File Import Templates
- Portfolio
- Profiles

Document Manager Options

Entity

Type to filter

- ☒ Enterprise
- ☒ Bengal Investments
- ☒ Briar Patch Aviation LLC

Document Location

Type to filter

- ☒ AP Bill
- ☒ AP Bill Line
- ☒ AP Payment

Document Type

Type to filter

- ☒ Aircraft
- ☒ AP Sample Documents
- ☒ Artwork

Record Assignment

Type here to filter...

Document Name

Type here to filter...

Documents

	Name	Record Assign...	Type
<input type="checkbox"/>	AP Bill		
<input type="checkbox"/>	2022 Bengals Se		Invoices
<input type="checkbox"/>	Bengals Tickets - 11		AP Sample Documents
<input type="checkbox"/>	Bengals Tix - 604 512		Invoices
<input type="checkbox"/>	Bushwood Count		Invoices
<input type="checkbox"/>	Canadiens Seasc		AP Sample Documents
<input type="checkbox"/>	Canadiens Seasc 56843		AP Sample Documents
<input type="checkbox"/>	Red Woods Land 583667		AP Sample Documents
<input type="checkbox"/>	Red Woods Land 583655		Invoices
<input type="checkbox"/>	AP Bill Line		
<input type="checkbox"/>	Sample Invoice	Legal Fees	Invoices
<input type="checkbox"/>	GL Accounts		
<input type="checkbox"/>	Cathie Roberts E 30000 Cathie Rol		Report Samples
<input type="checkbox"/>	Sample Report B 30000 Cathie Rol		Report Samples
<input type="checkbox"/>	Portfolios		
<input type="checkbox"/>	US Treasury	Office Furniture F	Aircraft
<input type="checkbox"/>	Profiles		
<input type="checkbox"/>	April 22 Statemei	Cathie Roberts	Investor Statements
<input type="checkbox"/>	Cathie Roberts IV	Cathie Roberts	Veridium Notes

Other recon tools: Portfolio classes.

Other tools: Portfolio classes

While more commonly used for the number of complex reporting outputs generated by the AWP. The Portfolio Class and Portfolio Class Options can be used in an operational context as well!

Creating Class Options that correspond to the broker/custodian, frequency of reconciliation, or the Config File can allow your operations and accounting team to easily narrow in what needs to be reconciled for the day.

Enterprise Menu → Portfolio → Portfolio classes

The screenshot displays the Briarcliff Capital II software interface. The top navigation bar includes the company name, a dropdown menu, a search bar, and the current user and open period. The left sidebar shows the Enterprise menu with various options, including Portfolio Classes. The main content area displays the Portfolio Classes list, with 'Accounting & Operations' selected. The right panel shows the details for the selected class, including System ID, Portfolio Class Code, and a table of Portfolio Class Options.

Option ID	Option Code	Option Name
197590		Daily Reconciliations - Default
197591		Daily Reconciliations - JP Morgan
197592		Daily Reconciliations - Northern Trust
197593		Monthly Reconciliations

Additional recon tools: Portfolio classes.

The screenshot displays the Briarcliff Capital II software interface, which is used for portfolio management and reconciliation. The interface is divided into several sections:

- Header:** Displays the company name "Briarcliff Capital II", a search bar, and the current open period "08/01/2022 to 08/31/2022".
- Left Sidebar:** Contains a navigation menu with categories like "Enterprise", "Portfolio", and "Entity". The "Portfolio" category is expanded, showing sub-items such as "Transfers & Gifting", "Position Reconciliation", "Trade Reconciliation", "Import Trade Activity", "Import Option Actions", "Import Basis Transfers", "Security Type Mapping", "Portfolio Classes", and "Profiles".
- Main Content Area:** The top section shows "Enterprise / Portfolio / Portfolio Classes". Below this, there is a table of "Portfolio Classes" with columns for "Portfolio Class", "Account Type", "Asset Category", "Asset Category - Level 2", "Cathie Marketable Recon", "Cathie Ownership", "Collapse", "Country", "Crop Rotation", "Custodian", "Entity", "Equity - Large/Mid/Small Cap", and "Excluded Assets". The "Portfolio Class" column is highlighted, showing "ICathie Rec". To the right of the table, there is a "Portfolio Class Detail: Accounting & Operations" section with fields for "System ID" (10320) and "Portfolio Class Code".
- Bottom Section:** The bottom section shows "Enterprise / Operations / X-File Import Templates". It contains a table of "X-File Import Templates" with columns for "Resource" and "Template". The "Resource" column is highlighted, showing "Portfolio Class" for several templates: "Portfolio Basis Transfer X-File Import Template", "Portfolio Benchmarks X-File Import Template", "Portfolio Class Assignment X-File Import Template", "Portfolio Class Entity Associations X-File Import Template", and "Portfolio Class Options X-File Import Template".

Insider tips: How to perform a more efficient data reconciliation.
Additional resources.

Additional resources: Documentation.

Position reconciliation

<https://archway-technology-partners.helpdocsonline.com/0position-reconciliation-2>

Transaction reconciliation

<https://archway-technology-partners.helpdocsonline.com/transaction-reconciliation>

Account balance reconciliation

<https://archway-technology-partners.helpdocsonline.com/account-balance-reconciliation>

How to perform a monthly reconciliation

<https://archway-technology-partners.helpdocsonline.com/how-to-perform-a-monthly-reconciliation>

Transaction type mapping

<https://archway-technology-partners.helpdocsonline.com/transaction-type-mapping>

Additional resources: How to stay in touch.



Connect with your
Client Service team in Nashville



Contact support at
awsupport@seic.com

ARCHWAY PLATFORM

Questions.



immersion 2024

Where to next.



Coffee break
@ 10:30am



Late morning sessions
@ 10:45am



Conference conclusion
@ 11:45am

Where to next.

1

So you need to track side pockets?

2

Creating a better reporting experience for your family members.

3

[REPLAY] Mastering report creation—and automating it, too.