

# immersion 2024

SEI Family Office Services



**ARCHWAY PLATFORM**

# **Insider tips: How to perform a more efficient data reconciliation.**



**immersion 2024**

# Your speakers today.



**Joe Kaminski**

**Portfolio Reconciliation  
Assistant Manager**



**Rhett Derryberry**

**Portfolio Reconciliation  
Supervisor**

# Agenda.

1.	Overview: The importance of reconciliation.
2.	Understanding Position Reconciliation in the Archway Platform.
3.	Setup: Using a Configuration File to compare data.
4.	Monthly reconciliation tools.
5.	Other reconciliation tools.
6.	Additional resources.

**Insider tips: How to perform a more efficient data reconciliation.**

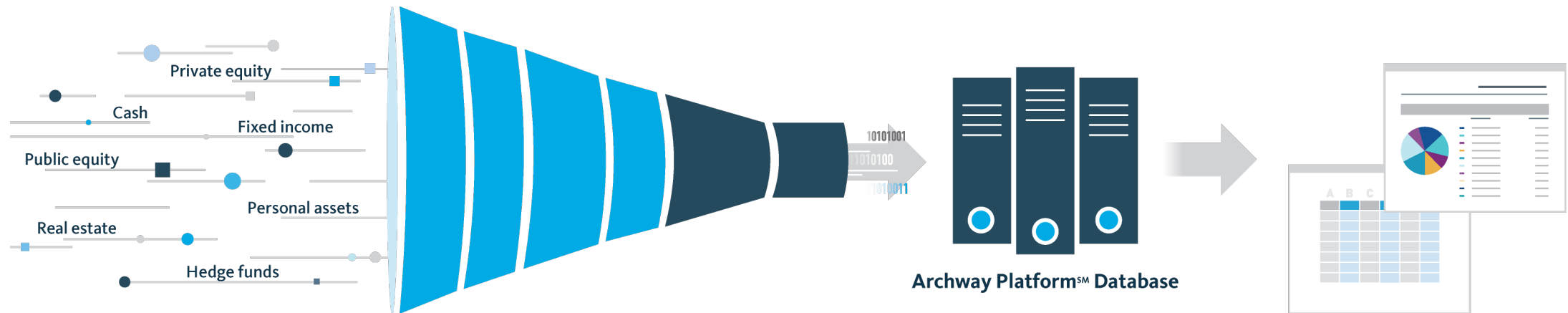
**Overview: The importance of reconciliation.**



**immersion 2024**

# Overview: The importance of reconciliation.

Balances and positions are built through processing, which requires **validation back to source data** to ensure accurate output.



**Insider tips: How to perform a more efficient data reconciliation.**

# **Understanding Position Reconciliation in the Archway Platform.**



**immersion 2024**

# Understanding Position Reconciliation in the Archway Platform.

Enterprise Menu → Portfolio → Position Reconciliation

**Helpful tip.**  
This date must be a valid file date. Integration files **are not received on weekends or during holidays** and therefore would not return external data if chosen.

Entity	Quantity	Cost Basis	Tax Basis	Market Value/Unit	Total Market Value
M	4,978.000	64.50	64.50	132.33	658,738.74
M	500.000	166.08	166.08	148.88	74,440.00
CMCSA	6,880.000	30.46	30.46	46.82	322,121.60
A	381.000	36.97	36.97	132.33	50,417.73
BKNG	89.000	1,261.06	1,261.06	2,348.45	209,012.05
SA	14,138.000	30.40	30.40	46.82	661,941.16
M	1,784.000	155.31	155.31	148.88	265,601.92
M	352,500.000	10.00	10.00	154.71	54,535,275.00
M	215.000	188.60	188.60	148.88	32,009.20

Entity	Quantity	Cost Basis	Tax Basis	Market Value/Unit	Total Market Value
M	4,978.000	64.50	64.50	130.83	651,271.74
M	500.000	166.08	166.08	143.88	71,940.00
SA	6,880.000	30.46	30.46	45.32	311,801.60
A	381.000	36.97	36.97	130.83	49,846.23
BKNG	89.000	1,261.06	1,261.06	2,333.45	207,677.05
SA	14,138.000	30.40	30.40	45.32	640,734.16
M	1,784.000	155.31	155.31	143.88	256,681.92
M	215.000	188.60	188.60	143.88	30,934.20



# Understanding Position Reconciliation in the Archway Platform.

Enterprise Menu → Portfolio → Position Reconciliation

The screenshot shows the Archway Platform interface for Position Reconciliation. The left sidebar contains the Enterprise menu with 'Position Reconciliation' selected. The main area displays filters for 'As Of' (03/31/2022), 'Include Reconciled' (unchecked), and 'Entity' and 'Portfolio' dropdowns. Below these are 'Class Options' and 'Entities' lists. A dark red vertical bar with a play button icon is positioned over the filters. A blue callout box contains the text: 'Helpful tip. Filter options by Entity, Portfolio and/or custom classes'. The bottom right shows a table with columns for Quantity, Cost Basis, Tax Basis, Market Value/Unit, and Total Market Value.

Quantity	Cost Basis	Tax Basis	Market Value/Unit	Total Market Value
4,978.000	64.50	64.50	130.83	651,271.74
500.000	166.08	166.08	143.88	71,940.00
6,880.000	30.46	30.46	45.32	311,801.60
381.000	36.97	36.97	130.83	49,846.23
89.000	1,261.06	1,261.06	2,333.45	207,677.05
14,138.000	30.40	30.40	45.32	640,734.16
1,784.000	155.31	155.31	143.88	256,681.92
215.000	188.60	188.60	143.88	30,934.20



# Understanding Position Reconciliation in the Archway Platform.

Enterprise Menu → Portfolio → Position Reconciliation

**Include Reconciled** checkbox allows the user to view all records that reconciled through automation displayed in bold font within the two panes.

Totals of **Records Reconciled** and **Records Not Reconciled** are displayed at the bottom.

Entity	Portfolio	Identifier	Quantity	Cost Basis	Tax Basis	Market Value/Unit	Total Market Value
Midas Investment Fund	Side Pocket 1 - Equity (Paul	A	4,978.000	64.50	64.50	130.83	651,271.74
Pearl Street Investments, LF	JPM 4828	MMM	500.000	166.08	166.08	143.88	71,940.00
Pearl Street Investments, LF	JPM 8713	CMCSA	6,880.000	30.46	30.46	45.32	311,801.60
Pearl Street Investments, LF	JPM 9945	A	381.000	36.97	36.97	130.83	49,846.23
Pearl Street Investments, LF	JPM 9945	BKNG	89.000	1,261.06	1,261.06	2,333.45	207,677.05
Pearl Street Investments, LF	JPM 9945	CMCSA	14,138.000	30.40	30.40	45.32	640,734.16
Pearl Street Investments, LF	JPM 9945	MMM	1,784.000	155.31	155.31	143.88	256,681.92
Saxton Young	JP Morgan 9221	MMM	215.000	188.60	188.60	143.88	30,934.20

Records Reconciled: 669 Records Not Reconciled: 9



# Understanding Position Reconciliation in the Archway Platform.

Enterprise Menu → Portfolio → Position Reconciliation

**System:**  
Data built **within** the Archway Platform

Entity	Portfolio	Identifier	Quantity	Cost Basis	Tax Basis	Market Value/Unit	Total Market Value
Midas Investment Fund	Side Pocket 1 - Equity (Paul	A	4,978.000	64.50	64.50	132.33	658,738.74
Pearl Street Investments, LF	JPM 4828	MMM	500.000	166.08	166.08	148.88	74,440.00
Pearl Street Investments, LF	JPM 8713	CMCSA	6,880.000	30.46	30.46	46.82	322,121.60
Pearl Street Investments, LF	JPM 9945	A	381.000	36.97	36.97	132.33	50,417.73
Pearl Street Investments, LF	JPM 9945	BKNG	89.000	1,261.06	1,261.06	2,348.45	209,012.05
Pearl Street Investments, LF	JPM 9945	CMCSA	14,138.000	30.40	30.40	46.82	661,941.16
Pearl Street Investments, LF	JPM 9945	MMM	1,784.000	155.31	155.31	148.88	265,601.92
Remi Young	Fidelity 4912	ABC	352,500.000	10.00	10.00	154.71	54,535,275.00
Saxton Young	JP Morgan 9221	MMM	215.000	188.60	188.60	148.88	32,009.20

Records Reconciled: 669 Records Not Reconciled: 9



# Understanding Position Reconciliation in the Archway Platform.

## Enterprise Menu → Portfolio → Position Reconciliation

**External:**  
Integrated **source file** data

Entity	Portfolio	Identifier	Quantity	Cost Basis	Tax Basis	Market Value/Unit	Total Market Value
Midas Investment Fund	Side Pocket 1 - Equity (Paul	A	4,978.000	64.50	64.50	130.83	651,271.74
Pearl Street Investments, LF	JPM 4828	MMM	500.000	166.08	166.08	143.88	71,940.00
Pearl Street Investments, LF	JPM 8713	CMCSA	6,880.000	30.46	30.46	45.32	311,801.60
Pearl Street Investments, LF	JPM 9945	A	381.000	36.97	36.97	130.83	49,846.23
Pearl Street Investments, LF	JPM 9945	BKNG	89.000	1,261.06	1,261.06	2,333.45	207,677.05
Pearl Street Investments, LF	JPM 9945	CMCSA	14,138.000	30.40	30.40	45.32	640,734.16
Pearl Street Investments, LF	JPM 9945	MMM	1,784.000	155.31	155.31	143.88	256,681.92
Saxton Young	JP Morgan 9221	MMM	215.000	188.60	188.60	143.88	30,934.20

Records Reconciled: 669 Records Not Reconciled: 9




# Understanding Position Reconciliation in the Archway Platform.

**Customization:** Updating your view in the module

Use data grid customization to adjust data points visible within your personal view.

- Navigate to: **Enterprise Menu** → **Portfolio** → **Position Reconciliation**




# Understanding Position Reconciliation in the Archway Platform.

## **Manual reconciliation:** Enhanced comparison

Comparing records between System and External has become a lot easier with the enhancements to the tool.

Users can now select two records and click “Compare” to review mismatched data. Using green as an indicator for matched and red for unmatched, allows the user to quickly identify the issue which leads to more streamlined research.



# New features: Reconciliation enhancements.

## Manual reconciliation: Enhanced navigation

Once the issue is identified, the user can quickly navigate to the appropriate module within the Platform for further research and entries.


- Navigation options include:
  - **Enterprise Menu → Securities → Security Master**
    - Research prices, corporate actions, activity
  - **Entity Menu → General Ledger → Journal Entry Search**
    - Review entries specific to the portfolio
  - **Entity Menu → Portfolio → Transaction Journal**
    - Review activity specific to the portfolio
  - **Entity Menu → Portfolio → Update & Edit Post PM**
    - Quickly update data



# Understanding Position Reconciliation in the Archway Platform.

**Manual reconciliation:** A live example of correcting a variance


Researching and fixing a pricing variance within the Archway Platform






# Understanding Position Reconciliation in the Archway Platform.

## Manual reconciliation: Enhanced comparison



# Understanding Position Reconciliation in the Archway Platform.

## Manual reconciliation: Enhanced comparison



# Understanding the Staging Table in the Archway Platform.

## Staging Table: Enhanced Overview

The Staging Table helps locate activity that is missing on the platform that came through the feed on an integration

The screenshot displays the Archway Platform's 'Transaction X-File Import Staging Table' interface. The top navigation bar shows the user is logged in as 'Briarcliff Capital II' and is viewing 'Pearl Street Investments...'. The 'Open Period' is set to '06/01/2024 to 06/30/2024'. The interface is divided into three main sections: a left-hand navigation menu, a central configuration panel, and a right-hand data table.

**Left-Hand Navigation Menu:** This menu is organized into several categories: 'Enterprise' (including Entity Classes, General Ledger, Operations, Portfolio, and Import Trade Activity), 'Entity' (including Journal Entry Search, Assets, Equity, Investor, Portfolio, and Setup), and 'Enterprise / Portfolio / Import Trade Activity'.

**Central Configuration Panel (X-File Import Options):** This panel allows users to filter and configure the data. It includes a 'Batch' dropdown set to 'All', 'Entity' and 'Portfolio' dropdowns, and an 'Entity Class' dropdown set to 'All'. There are three sections with checkboxes: 'Class Options' (with 'All' selected), 'Entities' (with 'B and B Z', 'Bengal Investments', 'Briar Patch Aviation LLC', 'Briarcliff Land, LLC (704C)', 'Briarcliff Management Servi...', 'BT 2004 Trust', 'BZ 2004 Trust', and 'Cascade Range Investments' all selected), and a 'Batch Start Date' field set to '01/01/2024'. Buttons for 'Reset Query', 'Send Query', 'Delete All', 'Upload', and 'Process Records' are located at the bottom of this panel.


**Right-Hand Data Table (Transaction X-File Import Staging Table):** This table displays the staged transactions. The columns are: ID, Ba..., Entity, Portfolio, Trade Date, Settle Date, Buy/S..., Quantity, Type, Primary ID, Curre..., Total Cost, and Error. Two rows are visible, both with 'invalid symbol' in the Error column.

ID	Ba...	Entity	Portfolio	Trade Date	Settle Date	Buy/S...	Quantity	Type	Primary ID	Curre...	Total Cost	Error
309384744	JK222	Pearl Stree...	JPM 0114	10/25/2024	10/25/2024	Sell	26.00	Equity		USD	601.29	invalid symbol
309384745	JK222	Pearl Stree...	JPM 0114	10/25/2024	10/25/2024	Sell	5.00	Equity		USD	1,454.61	invalid symbol

# Understanding the Staging Table in the Archway Platform.

## **Staging Table:** Enhanced Overview

The Staging Table helps locate activity that is missing on the platform that came through the feed on an integration



**Insider tips: How to perform a more efficient data reconciliation.**

# **Setup: Using a Configuration File to compare data.**

# Setup: Using a Configuration File to compare data.

## Enterprise Menu → Portfolio → Position Reconciliation

Enterprise / Portfolio / Position Reconciliation

As Of: 03/31/2022

Include Reconciled:

Entity Class: All

Class Options:  All

Entities:  Bengal Investments,  Briar Patch Aviation LLC,  Briarcliff Land, LLC (704C),  Briarcliff Management Services, LL,  Cascade Range Investments,  Cathie Roberts,  Cathie Roberts Revocable Trust,  David Roberts

Entity	Portfolio	Identifier	Quantity	Cost Basis	Tax Basis	Market Value/Unit	Total Market Value
Midas Investment Fund	Slide Pocket 1 - Equity (Paul	A	4,978.000	64.50	64.50	132.33	658,738.74
Pearl Street Investments, LF	JPM 4828	MMM	500.000	166.08	166.08	148.88	74,440.00
Pearl Street Investments, LF	JPM 8713	CMCSA	6,880.000	30.46	30.46	46.82	322,121.60
Pearl Street Investments, LF	JPM 9945	A	381.000	36.97	36.97	132.33	50,417.73
Pearl Street Investments, LF	JPM 9945	BKNG	89.000	1,261.06	1,261.06	2,348.45	209,012.05
Pearl Street Investments, LF	JPM 9945	CMCSA	14,138.000	30.40	30.40	46.82	661,941.16
Pearl Street Investments, LF	JPM 9945	MMM	1,784.000	155.31	155.31	148.88	265,601.92
Remi Young	Fidelity 4912	ABC	352,500.000	10.00	10.00	154.71	54,535,275.00
Saxton Young	JP Morgan 9221	MMM	215.000	188.60	188.60	148.88	32,009.20

Config File: Rec | Add | Edit | Re-Reconcile  | Auto-Reconcile

Match | Unlink | Compare

External

Config File: Rec | Add | Edit | Re-Reconcile  | Auto-Reconcile

Pearl Street Investments, LF	JPM 9945	BKNG	89.000	1,261.06	1,261.06	2,333.45	207,677.05
Pearl Street Investments, LF	JPM 9945	CMCSA	14,138.000	30.40	30.40	45.32	640,734.16
Pearl Street Investments, LF	JPM 9945	MMM	1,784.000	155.31	155.31	143.88	256,681.92
Saxton Young	JP Morgan 9221	MMM	215.000	188.60	188.60	143.88	30,934.20


Records Reconciled: 669 | Records Not Reconciled: 9

Upload | Delete All

# Setup: Using a Configuration File to compare data.

## **Automated reconciliation:** Configuration File

- A Config File must be set up in order to compare System Data to External Data.
- Tolerances are selected in order for the Platform to evaluate during the Automation process.
- The tolerance can be set or customized to any number of these characteristics or combination of characteristics.
- Once the process is completed, the data returned on the Position Reconciliation screen is unreconciled as it did not meet any of the criteria selected in the Config File.



# Setup: Utilizing the Balance Reconciliation Module.

## Balance Reconciliation: Reconciliation of bank and checking accounts

The screenshot displays the 'Balance Reconciliation' interface. On the left is a navigation menu with categories like 'Enterprise' and 'Entity'. The main area is divided into three sections: 'Data Limiters', 'Reconcile', and 'External Data'. The 'Reconcile' section shows 'Quantity Reconciled: 2' and 'Quantity not reconciled: 2'. The 'External Data' section has an 'Upload' button. The right side features a table titled 'Account Balance Reconciliation' with columns for 'Data Provider', 'Entity', 'Account', 'Description', 'GL Account', 'System Balance', 'External Balance', and 'Variance'. The table lists several accounts, including 'Frost Banking' and 'Pershing', with their respective balances. A 'Total' row at the bottom shows a system balance of 3,679.41 and an external balance of 3,679.41, with a variance of 0.00.

Data Provider	Entity	Account	Description	GL Account	System Balance	External Balance	Variance
Frost Banking	Pearl Street Investments, L...	Bank Account: PEP18...	Closing Ledger Balan...	11300....Frost Ba...	199.44	199.44	0.00
Frost Banking	Pearl Street Investments, LLC	Bank Account: PEP18 ...	Closing Ledger Balance	29100....Subscrip...	0.00	0.00	0.00
Pershing	Pearl Street Investments, LLC	Portfolio: PEP18 - Fun...	Cash Balance	11901....Cash Cle...	0.00	0.00	0.00
ByAllAccounts	Pearl Street Investments, L...	Bank Account: PEP18...	Cash Balance	11100....Tolleson...	3,479.97	3,479.97	0.00
<b>Total:</b>					3,679.41	3,679.41	



# Review: Common issues during the recon process.

Some of the most common reconciling issues we see include:

## **Manual Accounts**

Manual Accounts typically require a custodian statement in order to reconcile

## **Identifiers**

The broker may use a character such as "-" while the Archway Platform has "/"

## **Transactional processing**

Duplicated or missing transactions can lead to reconciling variances

## **Differing prices between data providers**

If ICE is utilized for pricing and the broker/custodian uses pricing data from a different source variances can arise

## **Corporate actions**

Most corporate actions still require manual intervention within the processing and reconciliation process

## **Advanced issues**

Certain characteristic of a security such as amortization might be calculated differently by the broker than the Archway Platform



**Insider tips: How to perform a more efficient data reconciliation.**

# Monthly reconciliation tools.




**immersion 2024**

## Monthly recon tools: Portfolio Reconciliation worksheet.


The ***Portfolio Reconciliation Worksheet*** report was designed to allow a user to compare monthly totals at the Portfolio level between System and Custodian Statement data related to:

- Cash balances
- Market Value (local or reporting)
- Basis
- Revenue/Expense
- Accruals



## Monthly recon tools: Portfolio Reconciliation worksheet.

- Selecting “Excel” as the output allows the user to complete the “Statement” column from the provided custodian statement data or website in order to find variances.
- Reconciling these totals can lead to further trust in the data points, ensuring calculated output on reporting is accurate. There are certain transactions that can impact positions and balances accurately but are misclassified (example: Dividend vs. Return of Capital) that the Position Reconciliation screen wouldn’t catch.
- It is also helpful in identifying new or changes to existing integration data where mapping requires an update in the Platform. Mapping maintenance assists in the automation success rate.

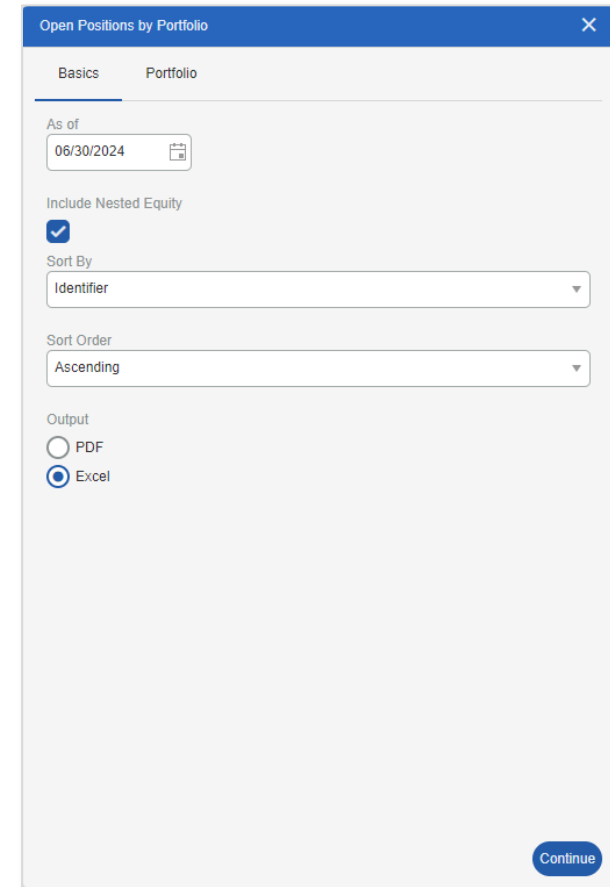


# Monthly recon tools: Open Positions by Portfolio.

The ***Open Positions by Portfolio*** report allows the user to identify many issues that may not be captured by daily recon. The report is usually run as of the month end date.

Outputs used most during our recon include:

- Quantity
- Market Value (local or reporting)
- Tax Basis



The screenshot shows a configuration window titled "Open Positions by Portfolio" with a close button (X) in the top right corner. The window is divided into two tabs: "Basics" (selected) and "Portfolio". Under the "Basics" tab, there are several settings:

- As of:** A date field set to "06/30/2024" with a calendar icon to its right.
- Include Nested Equity:** A checkbox that is checked.
- Sort By:** A dropdown menu currently showing "Identifier".
- Sort Order:** A dropdown menu currently showing "Ascending".
- Output:** Two radio buttons: "PDF" (unselected) and "Excel" (selected).


A blue "Continue" button is located at the bottom right of the window.

# Monthly recon tools: Open Positions by Portfolio.


OPEN POSITIONS BY PORTFOLIO												
Pearl Street Investments, LP												
As of 06/30/2024												
Identifier	Description	Local Currency							Reporting (USD)		Unrealized	Market Value
		Quantity	Unit Cost	Cost Basis	Unit Tax	Tax Basis	Price	Market Value	Market Value			
<b>JPM 4828</b>												
<b>USD</b>												
<b>CASH &amp; CASH EQUIVALENTS</b>											Statement Tax Basis	Basis Variance
USD	US DOLLAR JP Morgan	2,851,800.92	1.00	2,851,800.92	1.00	2,851,800.92	1.00	2,851,800.92	0.00	2,851,800.92	2,851,800.92	-
	TOTAL CASH & CASH EQUIVALENTS	2,851,800.92		2,851,800.92		2,851,800.92		2,851,800.92	0.00	2,851,800.92		
<b>EQUITY</b>												
AAPL	APPLE INC	473.00	101.20	47,868.64	101.20	47,868.64	182.74	86,436.02	38,567.38	86,436.02	47,868.64	-
BA	BOEING CO/THE	540.00	137.37	74,181.01	137.37	74,181.01	180.35	97,389.00	23,207.99	97,389.00	74,181.01	-
BRKA	BERKSHIRE HATHAWAY	9.00	#####	1,766,098.89	#####	1,766,098.89	#####	5,508,900.00	3,742,801.11	5,508,900.00	1,766,094.73	(4.16)
BRKB	BERKSHIRE HATHAWAY	11.00	128.77	1,416.49	128.77	1,416.49	406.37	4,470.07	3,053.58	4,470.07	1,416.49	-
CVX	CHEVRON CORP	54.00	97.56	5,268.15	97.56	5,268.15	162.54	8,777.16	3,509.01	8,777.16	5,268.15	-
DUK	DUKE ENERGY CORP	1,003.00	73.08	73,301.19	73.08	73,301.19	102.38	102,687.14	29,385.95	102,687.14	73,301.19	-
EMR	EMERSON ELECTRIC CO	1,319.00	55.72	73,501.09	55.72	73,501.09	112.65	148,585.35	75,084.26	148,585.35	73,501.09	-
EPD	ENTERPRISE PRODUCTS	2,117.00	23.98	50,771.29	23.98	50,771.29	28.39	60,101.63	9,330.34	60,101.63	50,773.38	2.09
HON	HONEYWELL	679.00	101.97	69,238.03	101.97	69,238.03	198.05	134,475.95	65,237.92	134,475.95	69,238.03	-
JNJ	JOHNSON & JOHNSON	811.00	111.97	90,803.70	111.97	90,803.70	148.95	120,798.45	29,994.75	120,798.45	90,803.70	-



## Monthly recon tools: Open Positions.



## Monthly recon tools: Basis Transfers.





# Monthly recon tools: Realized Gains and Losses by Portfolio.

The ***Realized Gains and Losses by Portfolio*** report helps the user research specific cost issues on securities including tax lot matching and realized gain/loss calculations.

Helpful tips:

- The **Suppress Cash or Equivalent** checkbox helps to reduce clutter on this report by excluding all cash securities

Realized Gains and Losses by Portfolio

Basics Portfolio

Date Range  
04/01/2020 to 04/30/2020

Suppress Transfers & Gifting  
  All  Gifts Only

Suppress Cash or Equivalent

Display Transaction References

Output  
 PDF  Excel

Continue

Suppress Cash or Equivalent


# Monthly recon tools: Realized Gains and Losses by Portfolio.

This date would correlate with the tax lot date provided on the custodian statement

REALIZED GAINS AND LOSSES BY PORTFOLIO												
Cascade Range Investments												
From 12/01/2018 to 12/31/2018												
Open	Close	Quantity	Identifier	Description	Cost Basis	Tax Basis	Unit Sale	Proceeds	Gain or Loss		% Change	
									Short Term	Long Term		
<b>MARKETABLE SECURITIES JPM 3293</b>												
<b>Long Positions</b>												
11/13/2015	12/01/2018	3,000.00	JNJ	JOHNSON & JOHNSON	299,670	299,670	120.00	360,000	0	60,330	20.13	
	8										60,249.88	(80.12)
		3,000.00			299,670	299,670		360,000	0	60,330	20.13	
11/25/2015	12/15/2018	100.00	WMT	WAL-MART STORES INC	6,025	6,025	95.00	9,500	0	3,475	57.68	
	8										3,475.00	0.00
		100.00			6,025	6,025		9,500	0	3,475	57.68	
					305,695	305,695		369,500	0	63,805	20.87	
Total Gains									0	63,805		
Total Losses									0	0		
<b>TOTAL REALIZED GAIN/LOSS</b>					<b>305,695</b>	<b>305,695</b>		<b>369,500</b>	<b>0</b>	<b>63,805</b>		



## Monthly recon tools: Open Tax Lots.



# Monthly recon tools: Transaction and Journal Entry exports.

Entity / General Ledger / Journal Entry Search

Data Limiters << Journal Entries View Standard View

Start Date: 06/01/2024

End Date: 06/30/2024

ID ↑ 2	Date ↑ 1	Account Code	Account	Currency	Debit	Credit
10570686455	06/15/2024	12310	Dividend Receivable	USD	48.00	0.00
10570686455	06/15/2024	40071	Dividend Income: Total Ordinary	USD	0.00	48.00

Entity / Portfolio / Transaction Journal

Data Limiters << Transaction Journal View Standard View

Portfolio: JPM 0114 Go

Start Date: 01/01/2016

End Date: 06/30/2024

Trade Date	Buy/Sell	Type	Identifier	Quantity	Currency	Accrued Interest	Total Cost
08/15/2016	Buy	Equity	RNST	750.00	USD	\$0.00	\$25,071.60
08/15/2016	Buy	Equity	IPCC	860.00	USD	\$0.00	\$70,018.19
08/15/2016	Buy	Equity	AMSF	1,100.00	USD	\$0.00	\$64,116.91
08/15/2016	Buy	Equity	BMTC	1,353.00	USD	\$0.00	\$41,576.48
08/15/2016	Buy	Equity	ADTN	1,840.00	USD	\$0.00	\$33,825.64

# Monthly recon tools: Transaction and Journal Entry exports.

Trade Date	Buy/Sell	Type	Identifier	Quantity	Currency	Accrued Interest	Total Cost
8/15/2016	Buy	Equity	RNST	750.00	USD	0.00	25,071.60
8/15/2016	Buy	Equity	IPCC	860.00	USD	0.00	70,018.19
8/15/2016	Buy	Equity	AMSF	1,100.00	USD	0.00	64,116.91
8/15/2016	Buy	Equity	BMTC	1,353.00	USD	0.00	41,576.48
8/15/2016	Buy	Equity	ADTN	1,840.00	USD	0.00	33,825.64
8/15/2016	Buy	Equity	HMN	1,840.00	USD	0.00	65,704.38
8/15/2016	Buy	Equity	KMPR	860.00	USD	0.00	0.00
8/16/2016	Buy	Equity	BMTC	476.00	USD	0.00	14,658.94
8/17/2016	Buy	Equity	BMTC	91.00	USD	0.00	2,810.42
10/7/2016	Buy	Equity	SWM	4.00	USD	0.00	151.97
10/7/2016	Buy	Equity	MGLN	238.00	USD	0.00	12,959.36
10/10/2016	Buy	Equity	MGLN	6.00	USD	0.00	328.89
10/11/2016	Buy	Equity	SWM	135.00	USD	0.00	5,116.59
10/11/2016	Buy	Equity	MGLN	360.00	USD	0.00	19,721.95
10/12/2016	Buy	Equity	MGLN	85.00	USD	0.00	4,616.50
10/13/2016	Buy	Equity	SWM	192.00	USD	0.00	7,288.26
10/18/2016	Buy	Equity	AMSF	305.00	USD	0.00	17,955.72
10/18/2016	Buy	Equity	SWM	605.00	USD	0.00	22,934.71
10/18/2016	Buy	Equity	MGLN	630.00	USD	0.00	35,049.49
10/18/2016	Buy	Equity	KNL	1,055.00	USD	0.00	21,889.14
10/18/2016	Buy	Equity	RNST	1,225.00	USD	0.00	40,860.07
10/18/2016	Buy	Equity	ADTN	1,225.00	USD	0.00	40,860.07

ID	Date	Account Code	Account	Currency	Debit	Credit
3117187316	12/30/2016	11414	JP Morgan Clearing 4	USD	992,586.26	0.00
3117187316	12/30/2016	12200	Contributions Receivable	USD	0.00	992,586.26
3412180649	3/31/2018	52610	Custody Fees	USD	214.33	0.00
3412180649	3/31/2018	11101	Cash at Bank 1	USD	0.00	214.33

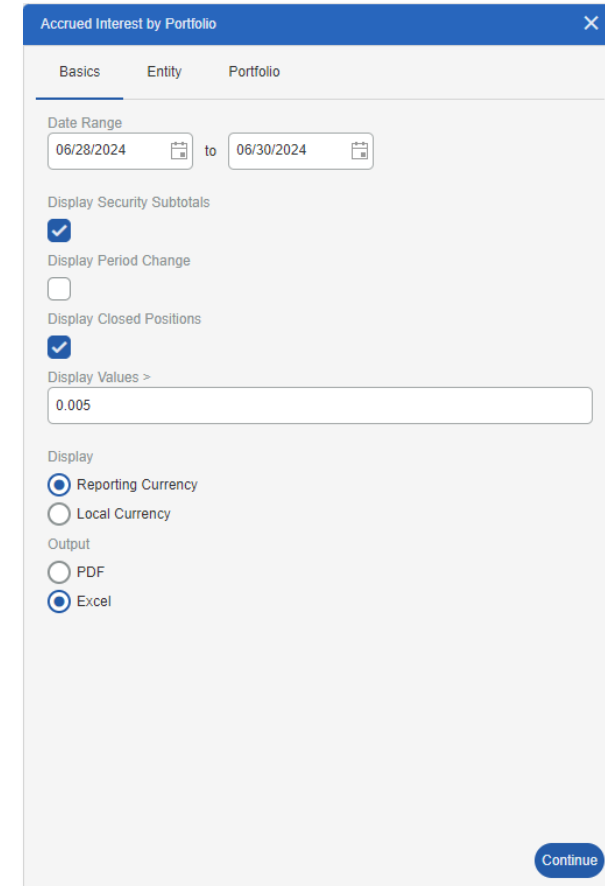


# Monthly recon tools: Accrued Interest by Portfolio.

The ***Accrued Interest by Portfolio*** report was designed to allow the user to perform a detailed review of bond accruals in a given portfolio

Outputs include variances of:

- Outstanding Accrual
- Accrual Purchased/Sold
- Accrual Rate
- Daily Accrual Value



The screenshot shows a configuration window titled "Accrued Interest by Portfolio" with a close button (X) in the top right corner. The window has three tabs: "Basics", "Entity", and "Portfolio", with "Basics" currently selected. The "Date Range" section contains two date pickers: the first is set to "06/28/2024" and the second to "06/30/2024", with a "to" label between them. Below this, there are three checkboxes: "Display Security Subtotals" (checked), "Display Period Change" (unchecked), and "Display Closed Positions" (checked). The "Display Values >" section has a text input field containing "0.005". The "Display" section has two radio buttons: "Reporting Currency" (selected) and "Local Currency" (unselected). The "Output" section has two radio buttons: "PDF" (unselected) and "Excel" (selected). A blue "Continue" button is located in the bottom right corner of the window.

# Monthly recon tools: Accrued Interest by Portfolio.

ACCRUED INTEREST BY PORTFOLIO											Cascade Range Investments		
											From 6/28/2024 to 6/30/2024		
Income Type	Maturity	Rate	Last Coupon	Next Coupon	Date	Accrued/Paid	Accrued	Purch./Sold	Paid	Amount open	Stmt. Accrual	Variance	Days Off
<b>060505E04 - Bank of America Corp Hybrid</b>	03/10/2026	6.30%	03/11/2024	09/11/2024		Beginning:	14,516.41	1,819.49	16,128.00	207.89			
Interest					06/28/2024		1.93	-	-	209.82			
Interest					06/29/2024		1.93	-	-	211.75			
<b>Interest</b>					<b>06/30/2024</b>		<b>1.93</b>	<b>-</b>	<b>-</b>	<b>213.67</b>	<b>221.39</b>	<b>7.72</b>	<b>4.01</b>
Ending Quantity:	11,000.00					Ending:	14,522.18	1,819.49	16,128.00	213.67			
<b>060505FL3 - Bank of America Corp Hybrid</b>	03/15/2028	5.88%	03/15/2024	09/15/2024		Beginning:	9,054.21	1,109.72	10,046.28	117.65			
Interest					06/28/2024		1.14	-	-	118.80			
Interest					06/29/2024		1.14	-	-	119.94			
Interest					06/30/2024		1.14	-	-	121.08			
Ending Quantity:	7,000.00					Ending:	9,057.64	1,109.72	10,046.28	121.08	119.94	(1.14)	(1.00)
<b>060505GB4 - BANK OF AMERICA CORPORATION</b>						Beginning:	1,439.41	-	1,381.57	57.84			
Interest					06/28/2024		45.94	-	-	103.78			
Ending Quantity:	14,000.00					Ending:	1,485.35	-	1,381.57	103.78	103.78	-	



# Monthly recon tools: Commonly used queries.

Data - All Accruals (89).xlsx - Excel

File Home Insert Page Layout Formulas Data Review View Tell me what you want to do...

Clipboard Font Alignment Number Style

Normal Bad

Check Cell Explanatory T...

L1 OutstandingAccrual

	A	B	C	D	E	F	G	H	I	J	K	L	M	N	O	P
1	Account	EntityName	EntityID	Portfolio	Portfolio	Date	Security	Identifier	Income	Accrual	Paid	Outstanding	gAccrual			
2		BRH 2020	835330	Fixed Inco	985081	5/31/2022	HFH Class	HFH Class	Interest	#####	0.00	#####				
3		JEM Legal	835334	Fixed Inco	985106	5/31/2022	HFH Class	HFH Class	Interest	#####	0.00	#####				
4		Real Estate	835398	Commerci	970602	5/31/2022	Mortgage - OKC M		Interest	#####	0.00	#####				
5		THM Legal	835335	Fixed Inco	985111	5/31/2022	HFH Class	HFH Class	Interest	#####	0.00	#####				
6		Tin Enterp	831001	Inote Paye	938808	5/31/2022	Note Paya	IC-PI	Interest	#####	0.00	#####				
7		Legacy Hc	834497	Loan Paye	961040	5/31/2022	Intercomp	10 Lend L	Interest	#####	0.00	#####				
8		Roberts R	833677	Portfolio	953838	5/31/2022	Denbury F	247916af8	Interest	1480.00	45900.00	#####				
9		Todd Payr	822056	Loan Paye	884971	5/31/2022	Loan Paye	LP 01/01/2	Interest	#####	0.00	#####				
10		TIN Fixed	831003	Loan Paye	938095	5/31/2022	Loan (JLK	JLKR - TIN	Interest	#####	0.00	#####				
11		Partner D	830184	Term Loan	934986	5/31/2022	Term Loan	PTC TL	Interest	0.00	27000.00	#####				
12	F3038100	The 2009 I	822065	JPM Muni	884551	5/31/2022	CA ST RE	13063CS2	Interest	0.00	24444.44	#####				

Zero Positions with Accruals (40).xlsx

Review View Tell me what you want to do...

Normal Bad

Check Cell Explanatory T...

	A	B	C	D	E	F	G	H	I	J	K	L	M	N
1	Enterprise	Enterprise	EntityID	EntityName	EntityClass	PortfolioID	PortfolioName	SecurityTy	Symbol	SecurityN	Date	Outstandin	Category	
2	TestID	Test Enter	TestID	Test Entity		TestID	Test Portfolio	Fixed Inco	00774YAA7	AERCAP I	#####	55445.31	Interest	
3	TestID	Test Enter	TestID	Test Entity		TestID	Test Portfolio	Fixed Inco	89352HBB4	TRANSCA	#####	0.00	Interest	
4	TestID	Test Enter	TestID	Test Entity		TestID	Test Portfolio	Equity	Hogy Medical Co Ltd - JPY	Hogy Medi	5/21/2019	0.00	Dividends	
5	TestID	Test Enter	TestID	Test Entity		TestID	Test Portfolio	Equity	485537914	Kao Corp	#####	0.00	Dividends	





# Monthly recon tools: Commonly used queries.

	A	B	C	D	E	F	G	H	I	J	K	L	M	N	O	P	Q
	EntityID	EntityName	PortfolioID	PortfolioName	PortfolioCurrency	SecurityID	SecurityName	Identifier	Quantity	CostBasis	TaxBasis	BookValue	SecurityMultiplier	TotalCostBasis	TotalTaxBasis	TotalMarketValue	
1	EntityID	EntityName	PortfolioID	PortfolioName	PortfolioCurrency	SecurityID	SecurityName	Identifier	Quantity	CostBasis	TaxBasis	BookValue	SecurityMultiplier	TotalCostBasis	TotalTaxBasis	TotalMarketValue	
2	825243	Briar Patch	904254	G550	USD	1749538	2013 Gulfs	G550	1.00	#####	#####	#####	1.00	#####	#####	#####	
3	822059	Briarcliff M	884962	Office Furn	USD	1528130	Depreciated	Dep. Off. F	-1.00	583.33	583.33	583.33	1.00	-583.33	-583.33	-583.33	
4	822059	Briarcliff M	884962	Office Furn	USD	1528129	Office Furn	Off. Furnit	1.00	50000.00	50000.00	50000.00	1.00	50000.00	50000.00	50000.00	
5	829933	Cascade F	931526	Marketable	USD	1524909	APPLE INC	AAPL	4301.00	97.33	97.33	148.84	1.00	#####	#####	#####	
6	829933	Cascade F	931526	Marketable	USD	1525052	AMAZON.COM	AMZN	134.00	693.84	693.84	120.21	1.00	92974.32	92974.32	16108.14	
7	829933	Cascade F	931526	Marketable	USD	1524950	CITIGROU	C	9065.00	44.79	44.79	53.41	1.00	#####	#####	#####	
8	829933	Cascade F	931526	Marketable	USD	1524917	CISCO SY	CSCO	367.00	26.99	26.99	45.05	1.00	9904.43	9904.43	16533.35	
9	829933	Cascade F	931526	Marketable	USD	1524937	WALT DIS	DIS	1381.00	113.57	113.57	110.44	1.00	#####	#####	#####	
10	829933	Cascade F	931526	Marketable	USD	1525222	FEDEX CO	FDZ	568.00	129.78	129.78	224.58	1.00	73715.04	73715.04	#####	
11	829933	Cascade F	931526	Marketable	USD	1524980	GILEAD S	GILD	11.00	76.32	76.32	64.85	1.00	839.57	839.57	713.35	
12	829933	Cascade F	931526	Marketable	USD	1524912	JOHNSON	JNJ	4869.00	103.60	103.60	179.53	1.00	#####	#####	#####	
13	829933	Cascade F	931526	Marketable	USD	1524935	KIMBERLY	KMB	2386.00	118.63	118.63	133.02	1.00	#####	#####	#####	
14	829933	Cascade F	931526	Marketable	USD	1524939	MORGAN	MS	2484.00	24.88	24.88	86.14	1.00	61813.43	61813.43	#####	
15	829933	Cascade F	931526	Marketable	USD	1524914	MICROSO	MSFT	2720.00	52.15	52.15	271.87	1.00	#####	#####	#####	
16	829933	Cascade F	931526	Marketable	USD	1524902	PEPSICO	PEP	933.00	100.29	100.29	167.75	1.00	93570.87	93570.87	#####	

# Monthly recon tools: Accrued Interest by Portfolio.

## Portfolio Accrued Income X-File Import Template

1	PortfolioID	SecurityType	PrimaryID	Date	Amount	AccrualOrPayment	DividendOrInterest	Notes
2								

## Portfolio Basis Transfer X-File Import Template

1	BatchID	Sequence	BasisTransferDate	Adjustment	FromSecurityType	FromSecurityID	FromPortfolioID	FromOriginalTradeDate	FromBuySell	FromOpenQuantity	FromBasis	ToSecurityType	ToSecurityID	ToPortfolioID	ToOriginalTradeDate	ToBuySell	ToOpenQuantity
2																	

## Security Master Pricing X-File Import Template

1	Identifier	Date	Value1	SecurityType	DisableExtSourceUpdate	EffectiveDate	Status	OutstandingShares	Value2
2									
3									

**Insider tips: How to perform a more efficient data reconciliation.**

# Other reconciliation tools.



**immersion 2024**

# Other recon tools: Document Manager.

## Other tools: Document manager

The document manager can be an indispensable tool to ensure your entire organization has access to the relevant files/documents all within a single secure location

### Favorite Associations:

- Associate to Existing Private Equity Activity
- Associate to Existing Hedge Fund
- Associate to Existing Market Value
- Associate to Portfolio

## Enterprise Menu → Operations → Document Manager

Enterprise / Operations / Document Manager

Document Manager Options

Data Limiters Upload and Associate

**Entity**

Type to filter

- Enterprise
- Bengal Investments
- Briar Patch Aviation LLC

**Document Location**

Type to filter

- AP Bill
- AP Bill Line
- AP Payment

**Document Type**

Type to filter

- Aircraft
- AP Sample Documents
- Artwork

Record Assignment

Type here to filter...

Document Name

Type here to filter...

Documents

<input type="checkbox"/>	Name	Record Assign...	Type
<input type="checkbox"/>	AP Bill		
<input type="checkbox"/>	2022 Bengals Se		Invoices
<input type="checkbox"/>	Bengals Tickets - 11		AP Sample Documents
<input type="checkbox"/>	Bengals Tix - 604 512		Invoices
<input type="checkbox"/>	Bushwood Count		Invoices
<input type="checkbox"/>	Canadiens Seasc		AP Sample Documents
<input type="checkbox"/>	Canadiens Seasc 56843		AP Sample Documents
<input type="checkbox"/>	Red Woods Land 583667		AP Sample Documents
<input type="checkbox"/>	Red Woods Land 583655		Invoices
<input type="checkbox"/>	AP Bill Line		
<input type="checkbox"/>	Sample Invoice	Legal Fees	Invoices
<input type="checkbox"/>	GL Accounts		
<input type="checkbox"/>	Cathie Roberts E 30000 Cathie Rol		Report Samples
<input type="checkbox"/>	Sample Report B 30000 Cathie Rol		Report Samples
<input type="checkbox"/>	Portfolios		
<input type="checkbox"/>	US Treasury	Office Furniture F	Aircraft
<input type="checkbox"/>	Profiles		
<input type="checkbox"/>	April 22 Stateme	Cathie Roberts	Investor Statements
<input type="checkbox"/>	Cathie Roberts IV	Cathie Roberts	Veridium Notes

# Other recon tools: Portfolio classes.

## Other tools: Portfolio classes

While more commonly used for the number of complex reporting outputs generated by the AWP. The Portfolio Class and Portfolio Class Options can be used in an operational context as well!

Creating Class Options that correspond to the broker/custodian, frequency of reconciliation, or the Config File can allow your operations and accounting team to easily narrow in what needs to be reconciled for the day.

### Enterprise Menu → Portfolio → Portfolio classes

The screenshot shows the Briarcliff Capital II software interface. The top navigation bar includes the company name, user 'Todd Payne Revocable Tr...', and the open period '08/01/2022 to 08/31/2022'. The left sidebar contains a menu with 'Enterprise' and 'Entity' sections. The 'Enterprise' section is expanded to show 'Portfolio Classes'. The main content area displays a list of Portfolio Classes, with 'Accounting & Operations' selected. To the right, the 'Portfolio Class Detail: Accounting & Operations' is shown, including fields for System ID (10320), Portfolio Class Code, Allow Multiple Selections (No), Global Class (No), and Portfolio Class Notes. Below this, a table titled 'Portfolio Class Options' lists several options with their IDs, codes, and names.

Option ID	Option Code	Option Name
197590		Daily Reconciliations - Default
197591		Daily Reconciliations - JP Morgan
197592		Daily Reconciliations - Northern Trust
197593		Monthly Reconciliations

# Additional recon tools: Portfolio classes.

The screenshot displays the Briarcliff Capital II software interface. The top navigation bar includes the company name, a dropdown menu for 'Briarcliff Capital II', a search bar, and the current user 'Todd Payne Revocable Tr...' with a dropdown arrow. The 'Open Period' is set to '08/01/2022 to 08/31/2022'.

The main content area is divided into two sections. The left section, titled 'Enterprise / Portfolio / Portfolio Classes', shows a list of 'Portfolio Classes' with columns for 'Portfolio Class', 'System ID', and 'Portfolio Class Code'. The right section, titled 'Portfolio Class Detail: Accounting & Operations', displays details for the selected class, including 'System ID: 10320' and 'Portfolio Class Code'.

A second window is overlaid on the main interface, showing the 'Enterprise / Operations / X-File Import Templates' section. This window has a search bar with the placeholder text 'Type here to filter'. The 'Enterprise' menu is expanded, showing 'X-File Import Templates' selected. The 'X-File Import Templates' list includes several templates, with three highlighted in green: 'Portfolio Class Assignment X-File Import Template', 'Portfolio Class Entity Associations X-File Import Template', and 'Portfolio Class Options X-File Import Template'.

**Insider tips: How to perform a more efficient data reconciliation.**  
**Additional resources.**



**immersion 2024**

## **Additional resources: Documentation.**

### **Position reconciliation**

<https://archway-technology-partners.helpdocsonline.com/0position-reconciliation-2>

### **Transaction reconciliation**

<https://archway-technology-partners.helpdocsonline.com/transaction-reconciliation>

### **Account balance reconciliation**

<https://archway-technology-partners.helpdocsonline.com/account-balance-reconciliation>

### **How to perform a monthly reconciliation**

<https://archway-technology-partners.helpdocsonline.com/how-to-perform-a-monthly-reconciliation>

### **Transaction type mapping**

<https://archway-technology-partners.helpdocsonline.com/transaction-type-mapping>





## Additional resources: How to stay in touch.



Connect with your  
**Client Service team in Nashville**



Contact support at  
**[awsupport@seic.com](mailto:awsupport@seic.com)**

**ARCHWAY PLATFORM**

**Questions.**



**immersion 2024**

# Where to next.



**Lunch and entertainment**  
@ 12:00pm



**Power break**  
@ 2:00pm



**Afternoon sessions**  
@ 2:30pm

## Where to next.

1

**Customizing your AP workflows.**

2

**Mastering report creation—and automating it, too.**

3

**2025 outlook: Enhancing the client experience through product and service innovation**