

immersion 2024

SEI Family Office Services



ARCHWAY PLATFORM

**So you need to track side
pockets?**



immersion 2024

Your speakers today.



Michael Hansford

Client Relations Director



Josh Puccinelli

Implementation Consultant

Agenda.

1.	Overview: Types of side pockets.
2.	How to set up side pockets.
3.	Entering and tracking side pocket activity.
4.	Reporting on side pockets.
5.	Additional resources.

So you need to track side pockets?

Overview: Types of side pockets.

Common side pocket structures.

A la carte

Tranche

Series

Other

Common side pocket structures.

A la carte

- ✓ Opt in, Opt out
- ✓ Wide variety of investment options
- ✓ Limitless investor/investment combinations
- ✓ Investors only have ownership in investments in which they participate

Common side pocket structures.

A la carte

- ✓ Opt in, Opt out
- ✓ Wide variety of investment options
- ✓ Limitless investor/investment combinations
- ✓ Investors only have ownership in investments in which they participate

Tranche

- ✓ Investments grouped by similar characteristics
- ✓ Investors can participate in any number of tranches

Common side pocket structures.

A la carte

- ✓ Opt in, Opt out
- ✓ Wide variety of investment options
- ✓ Limitless investor/investment combinations
- ✓ Investors only have ownership in investments in which they participate

Tranche

- ✓ Investments grouped by similar characteristics
- ✓ Investors can participate in any number of tranches

Series

- ✓ Investment rounds defined by manager
- ✓ Can be limited by enrollment period and/or invitation
 - ✓ Specific time frame or capacity on each series
- ✓ Each series could have specific characteristics, like tranche funds
 - ✓ Typically have fund level fees

Common side pocket structures.

A la carte

- ✓ Opt in, Opt out
- ✓ Wide variety of investment options
- ✓ Limitless investor/investment combinations
- ✓ Investors only have ownership in investments in which they participate

Tranche

- ✓ Investments grouped by similar characteristics
- ✓ Investors can participate in any number of tranches

Series

- ✓ Investment rounds defined by manager
- ✓ Can be limited by enrollment period and/or invitation
 - ✓ Specific time frame or capacity on each series
- ✓ Each series could have specific characteristics, like tranche funds
 - ✓ Typically have fund level fees

Other

- ✓ Omnibus vehicles for example, overlap in setup and structure with the above three structures

So you need to track side pockets?

How to set up side pockets.

Allocation setup: Portfolios – Implicit versus Explicit.

Entity Menu → Setup → Portfolio

Anchor Partners ▾ 🔍 Reyton Partners LP ▾ Open Period: 01/01/1900 to 12/30/2023

Entity / Setup / Portfolios

Portfolios

Portfolio Name	Default	D
1888 Industries	<input type="checkbox"/>	
Bauhaus Design LP	<input type="checkbox"/>	
Chase Cash	<input type="checkbox"/>	
GSD Partners	<input type="checkbox"/>	
MMH Capital Fund...	<input type="checkbox"/>	
Portsmouth Ventu...	<input type="checkbox"/>	
Rotherham United ...	<input type="checkbox"/>	
Ryan Brothers Cap...	<input type="checkbox"/>	
Top Flight Investors	<input type="checkbox"/>	
Yorkshire Partners...	<input type="checkbox"/>	

Portfolio Detail Edit

Portfolio Name
1888 Industries

Portfolio Notes

Basics **Allocations** Nested Entities Default Coding Integration Classifications Approvers Benchmark Rates

Allocation
☒ Implicit ☐ Explicit

Implicit Allocations

Investor Class	Investor Class Option	Allocation
Investment Allocation	1888 Industries	100.000000%

Allocation setup: Portfolios – Implicit.

Implicit

- Leverages Accounting Periods module allocation rules
 - Location: **Entity** → **Setup** → **Accounting Periods Module**

Edit Accounting Periods Setup

Basics Equalization

Cash Management Recognition

☐ Beginning of Same Day

☒ Beginning of Next Day

Income Allocation Method

Aggregate by Capital Account

Aggregate by Committed Capital

Aggregate by Called Capital

Aggregate by Capital Account

Aggregate by Units

Aggregate by Income Allocation

Gain Allocation Frequency

Every Breakpoint

Gain Allocation Handling

Allocate

Disparity Account Handling

None

Save

Allocation setup: Portfolios – Implicit.

Implicit

- Leverages Accounting Periods module allocation rules
 - Location: **Entity → Setup → Accounting Periods Module**
- Allows ownership by Investor Class option
 - Location: **Entity → Setup → Investor Classes**
 - i.e. each Investor Class option derives ownership as defined by Accounting Periods module setup

Investor Classes

Investor Class Name	D
Investment Allocation	
Investor	

Investor Class Detail: Investment Allocation

ID
847985

Name
Investment Allocation

Notes

Investor Class Options

Option ID	Option Name
882298	1888 Industries
882299	Bauhaus Design LP
882300	Chase Cash
882301	GSD Partners
882302	MMH Capital Fund IV
882303	Portsmouth Venture Fund
882304	Rotherham United FC
882305	Ryan Brothers Capital
882306	Top Flight Investors
882307	Yorkshire Partners LLC

Allocation setup: Portfolios – Implicit.

Implicit

- Leverages Accounting Periods module allocation rules
 - Location: **Entity → Setup → Accounting Periods Module**
- Allows ownership by Investor Class option
 - Location: **Entity → Setup → Investor Classes**
 - i.e. each Investor Class option derives ownership as defined by Accounting Periods module setup
- Ownership automatically updates based on Accounting Periods Module setup

Allocation setup: Portfolios – Implicit.

Implicit

- Leverages Accounting Periods module allocation rules
 - Location: **Entity → Setup → Accounting Periods Module**
- Allows ownership by Investor Class option
 - Location: **Entity → Setup → Investor Classes**
 - i.e. each Investor Class option derives ownership as defined by Accounting Periods module setup
- Ownership automatically updates based on Accounting Periods Module setup
- Reporting enabled by default with Investor Class setup

Allocation setup: Portfolios – Explicit.

The screenshot shows the SEI software interface with the 'Edit Explicit Allocations' modal open. The modal displays the following information:

- Portfolio ID:** 1027086
- Portfolio Name:** 1888 Industries
- Allocation Table:**

Investor	Allocation
30001 - Alex Turner - 1888 Industries	0.15
30002 - Alex Turner - Bauhaus Design LP	0
30003 - Alex Turner - Chase Cash	0
30004 - Alex Turner - GSD Partners	0
30005 - Alex Turner - MMH Capital Fund IV	0
30006 - Alex Turner - Portsmouth Venture Fund	0
30007 - Alex Turner - Rotherham United FC	0
30008 - Alex Turner - Ryan Brothers Capital	0
30009 - Alex Turner - Top Flight Investors	0
30010 - Alex Turner - Yorkshire Partners LLC	0

Allocation Total: 100.000000%

The background interface shows the 'Portfolios' section with a list of portfolios and the 'Portfolio Detail' section with tabs for 'Basics' and 'Allocations'. The 'Allocations' tab is selected, and the 'Explicit Allocations' section is visible.


Allocation setup: Portfolios – Explicit.

Portfolio ID
1027086

Portfolio Name
1888 Industries
(e.g. 0.05 = 5%)

Investor	Allocation
30001 - Alex Turner - 1888 Industries	0
30002 - Alex Turner - Bauhaus Design LP	0
30003 - Alex Turner - Chase Cash	0
30004 - Alex Turner - GSD Partners	0
30005 - Alex Turner - MMH Capital Fund IV	0
30006 - Alex Turner - Portsmouth Venture Fund	0
30007 - Alex Turner - Rotherham United FC	0
30008 - Alex Turner - Ryan Brothers Capital	0
30009 - Alex Turner - Top Flight Investors	0
30010 - Alex Turner - Yorkshire Partners LLC	0

Allocation Total: 0.000000%

Upload  Save

Explicit

- User input percentages
- Location: **Entity → Setup → Portfolio → Allocation Tab**

Allocation setup: Portfolios – Explicit.


Edit Explicit Allocations

Portfolio ID
1027086

Portfolio Name
1888 Industries
(e.g. 0.05 = 5%)

Investor	Allocation
30001 - Alex Turner - 1888 Industries	<input type="text" value="0"/>
30002 - Alex Turner - Bauhaus Design LP	0
30003 - Alex Turner - Chase Cash	0
30004 - Alex Turner - GSD Partners	0
30005 - Alex Turner - MMH Capital Fund IV	0
30006 - Alex Turner - Portsmouth Venture Fund	0
30007 - Alex Turner - Rotherham United FC	0
30008 - Alex Turner - Ryan Brothers Capital	0
30009 - Alex Turner - Top Flight Investors	0
30010 - Alex Turner - Yorkshire Partners LLC	0

Allocation Total: 0.000000%

Upload  **Save**

Explicit

- User input percentages
 - Location: **Entity → Setup → Portfolio → Allocation Tab**
- Each portfolio's ownership can be unique and distinct from entity level setup

Allocation setup: Portfolios – Explicit.

Explicit

- User input percentages
 - Location: **Entity → Setup → Portfolio → Allocation Tab**
- Each portfolio's ownership can be unique and distinct from entity level setup
- Ownership remains static unless updated

Allocation setup: Portfolios – Explicit.

Explicit

- User input percentages
 - Location: **Entity → Setup → Portfolio → Allocation Tab**
- Each portfolio's ownership can be unique and distinct from entity level setup
- Ownership remains static unless updated
- Some assembly required for reporting

Allocation setup: Portfolios – Explicit.

Implicit

- Leverages Accounting Periods module allocation rules
 - Location: **Entity → Setup → Accounting Periods Module**
- Allows ownership by Investor Class option
 - Location: **Entity → Setup → Investor Classes**
 - i.e. each Investor Class option derives ownership as defined by Accounting Periods module setup
- Ownership automatically updates based on Accounting Periods Module setup
- Reporting enabled by default with Investor Class setup

Explicit

- User input percentages
 - Location: **Entity → Setup → Portfolio → Allocation Tab**
- Each portfolio's ownership can be unique and distinct from entity level setup
- Ownership remains static unless updated
- Some assembly required for reporting

Allocation setup: General ledger – Implicit versus Explicit.

Revenue Accounts

Account	Currency	Posting	D
40000 Revenue	USD	<input type="checkbox"/>	
41000 .. Investment Income	USD	<input type="checkbox"/>	
41100 Gain/Loss	USD	<input type="checkbox"/>	
41101 Unrealized Gain/Loss	USD	<input checked="" type="checkbox"/>	
41102 Realized Gain/Loss - Short Term	USD	<input checked="" type="checkbox"/>	
41103 Realized Gain/Loss - Long Term	USD	<input checked="" type="checkbox"/>	
41104 FX Gain/Loss - Unrealized	USD	<input checked="" type="checkbox"/>	
41105 FX Gain/Loss - Realized	USD	<input checked="" type="checkbox"/>	
41106 Cap Gains - Short Term	USD	<input checked="" type="checkbox"/>	
41107 Cap Gains - Long Term	USD	<input checked="" type="checkbox"/>	
41108 K1 Related Income	USD	<input checked="" type="checkbox"/>	
41111 Interest Income	USD	<input checked="" type="checkbox"/>	
41112 Dividend Income	USD	<input checked="" type="checkbox"/>	
41113 Amortization/Accretion	USD	<input checked="" type="checkbox"/>	

Edit GL Account

Account Code (40000-49999) COAID
41111 20399475

Account Name
Interest Income

Basics External References Allocations Account Classifications

Allocation
☒ Implicit ☐ Explicit

Implicit Allocations

Investor Class	Investor Class ...	Allocation
No records available.		

Delete Multi Entity Save

Allocation setup: General ledger – Implicit.

Implicit

- Overrides Accounting Periods module setup using **Investor Classes**

Allocation setup: General ledger – Implicit.

Implicit

- Overrides Accounting Periods module setup using **Investor Classes**
- Portfolio level allocations supersede GL account level allocations

Allocation setup: General ledger – Implicit.

Implicit

- Overrides Accounting Periods module setup using **Investor Classes**
- Portfolio level allocations supersede GL account level allocations
- Must be added manually
 - Cannot be uploaded

The screenshot shows the 'Edit GL Account' window with the following details:

- Account Code (40000-49999):** 41111
- COAID:** 20399475
- Account Name:** Interest Income
- Tabs:** Basics, External References, **Allocations**, Account Classifications
- Allocation Type:** ☒ Implicit, ☐ Explicit
- Implicit Allocations Table:**

Investor Class	Investor Class ...	Allocation
No records available.		
- Buttons:** Delete, Multi Entity, Add (highlighted with a dashed blue box), Save

Allocation setup: General ledger – Explicit.

Explicit

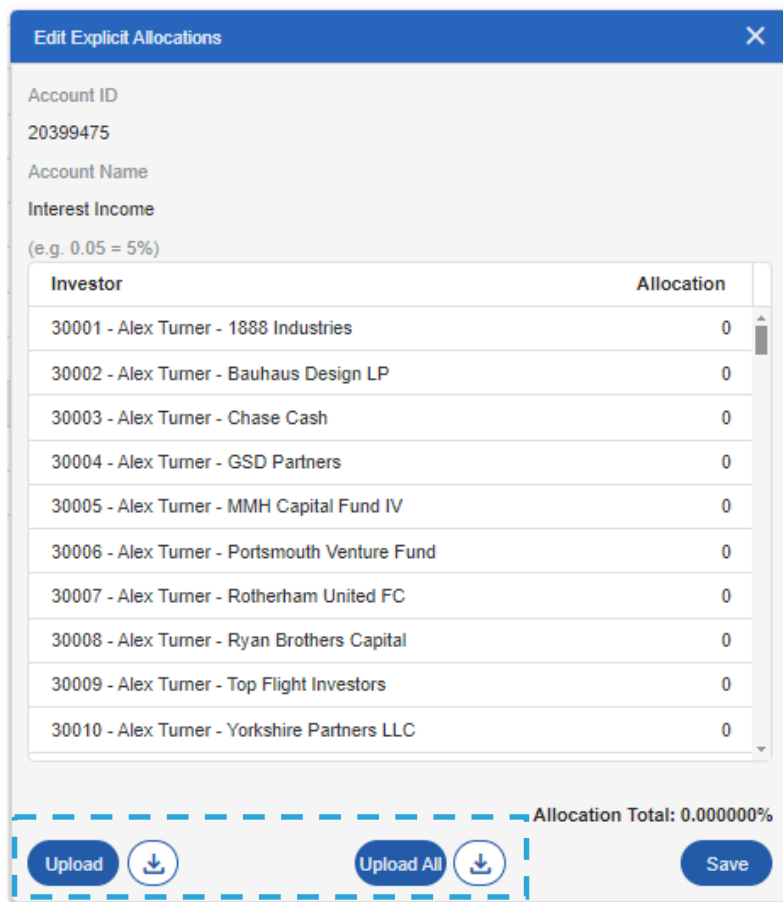
- Overrides Accounting Periods module setup using **user input percentages**

Allocation setup: General ledger – Explicit.

Explicit

- Overrides Accounting Periods module setup using **user input percentages**
- Portfolio-level allocations supersede GL account-level allocations

Allocation setup: General ledger – Explicit.



The screenshot shows a software window titled "Edit Explicit Allocations". It contains the following fields:

- Account ID: 20399475
- Account Name: Interest Income
- Interest Income: (e.g. 0.05 = 5%)

Below these fields is a table with two columns: "Investor" and "Allocation".

Investor	Allocation
30001 - Alex Turner - 1888 Industries	0
30002 - Alex Turner - Bauhaus Design LP	0
30003 - Alex Turner - Chase Cash	0
30004 - Alex Turner - GSD Partners	0
30005 - Alex Turner - MMH Capital Fund IV	0
30006 - Alex Turner - Portsmouth Venture Fund	0
30007 - Alex Turner - Rotherham United FC	0
30008 - Alex Turner - Ryan Brothers Capital	0
30009 - Alex Turner - Top Flight Investors	0
30010 - Alex Turner - Yorkshire Partners LLC	0

At the bottom of the window, there is a dashed blue box containing buttons for "Upload", "Upload All", and "Save". To the right of this box, the text "Allocation Total: 0.000000%" is displayed.

Explicit

- Overrides Accounting Periods module setup using **user input percentages**
- Portfolio-level allocations supersede GL account-level allocations
- Can be uploaded

Allocation setup: General ledger – Explicit.

Implicit

- Overrides Accounting Periods module setup using **investor classes**
- Portfolio-level allocations supersede GL-account level allocations
- Must be added manually
 - Cannot be uploaded

Explicit

- Overrides Accounting Periods module setup using **user input percentages**
- Portfolio-level allocations supersede GL account-level allocations
- Can be uploaded

Setup: Investor Class.

Investor Classes

Investor Class Name	D
Investment Allocation	
Investor	

Investor Class Detail: Investment Allocation

ID
847985

Name
Investment Allocation

Notes

Investor Class Options

Option ID	Option Name
882298	1888 Industries
882299	Bauhaus Design LP
882300	Chase Cash
882301	GSD Partners
882302	MMH Capital Fund IV
882303	Portsmouth Venture Fund
882304	Rotherham United FC
882305	Ryan Brothers Capital
882306	Top Flight Investors
882307	Yorkshire Partners LLC

Setup: Investor Class.

Purpose

- Linking allocation from portfolios and (optionally) GL accounts to equity accounts

Portfolio Name	Default	D
1888 Industries	<input type="checkbox"/>	
Bauhaus Design LP	<input type="checkbox"/>	
Chase Cash	<input type="checkbox"/>	
GSD Partners	<input type="checkbox"/>	
MMH Capital Fund...	<input type="checkbox"/>	
Portsmouth Ventu...	<input type="checkbox"/>	
Rotherham United ...	<input type="checkbox"/>	
Ryan Brothers Cap...	<input type="checkbox"/>	
Top Flight Investors	<input type="checkbox"/>	
Yorkshire Partners...	<input type="checkbox"/>	

Portfolio Detail

Portfolio Name: 1888 Industries

Portfolio Notes:

Basics Allocations Nested Entities Default Coding Integr

Allocation

☒ Implicit ☐ Explicit

Implicit Allocations

Investor Class	Investor Class Option
	1888 Industries

Edit GL Account

Account Code (40000-49999): 41102

COAID: 20399471

Account Name: Realized Gain/Loss - Short Term

Basics External References Allocations Account Classifications

Allocation

☒ Implicit ☐ Explicit

Implicit Allocations

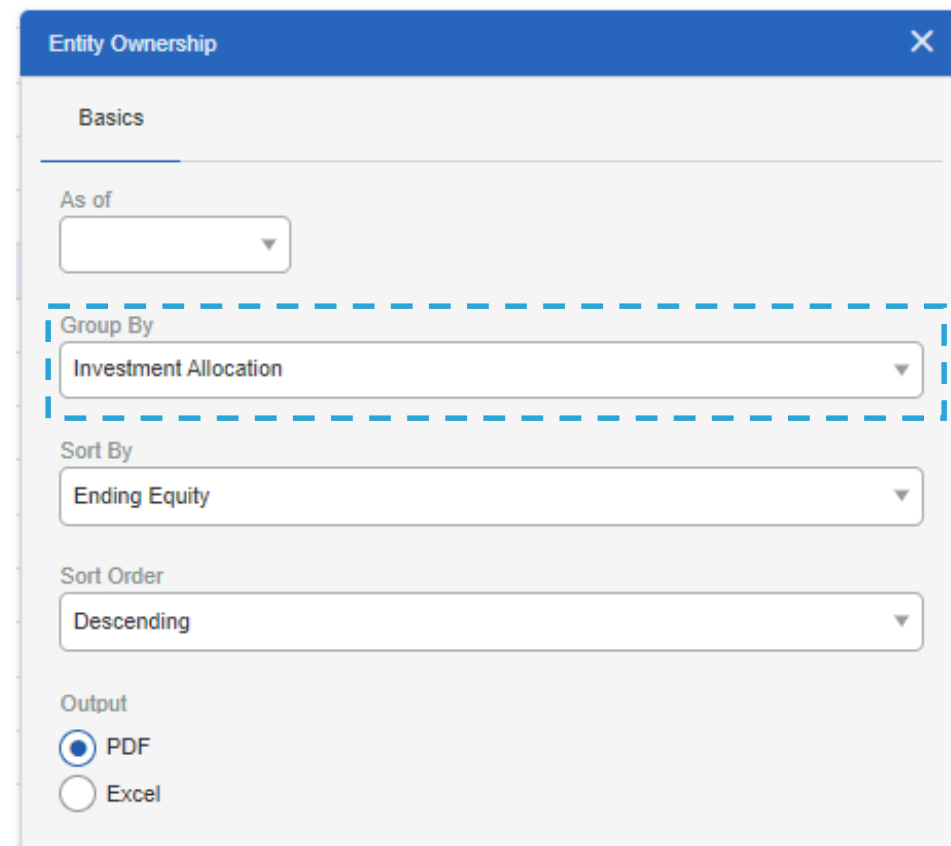
Investor Class	Investor Class ...	Allocation
	1888 Industries	No records available.

Multi Entity Save

Setup: Investor Class.

Purpose

- Linking allocation from portfolios and (optionally) GL accounts to equity accounts
- Reporting on groups of investors and/or equity accounts



The image shows a software dialog box titled "Entity Ownership" with a close button (X) in the top right corner. The dialog has a "Basics" tab selected. Inside the tab, there are several sections: "As of" with a dropdown menu; "Group By" with a dropdown menu showing "Investment Allocation" (this section is highlighted with a dashed blue border); "Sort By" with a dropdown menu showing "Ending Equity"; "Sort Order" with a dropdown menu showing "Descending"; and "Output" with two radio buttons, "PDF" (which is selected) and "Excel".

Setup: Investor Class.

Purpose

- Linking allocation from portfolios and (optionally) GL accounts to equity accounts
- Reporting on groups of investors and/or equity accounts

Common Examples

- Investment Allocation
- Investor
- Generation
- Family

Investor Classes

Investor Class Name	D
Investment Allocation	
Investor	

Investor Class Detail: Investor

ID
847986

Name
Investor

Notes

Investor Class Options

Option ID	Option Name
882283	Alex Turner
882284	Bearcat International Holdings
882285	Bowling Green Community Fund
882286	Clifton Park Investors Trust
882287	Jamie Cook
882288	Jamie Todd
882289	Joe O'Brien
882290	Jonny Yarrell
882291	Kate Macer
882292	Lee Holland
882293	Mallory Kane
882294	Matthew Helden
882295	Nick O'Malley
882296	Peter Dunham
882297	William Costigan

Setup: GL Equity Account.

Equity Accounts

Account
30001 Alex Turner - 1888 Industries
30002 Alex Turner - Bauhaus Design LP
30003 Alex Turner - Chase Cash
30004 Alex Turner - GSD Partners
30005 Alex Turner - MMH Capital Fund IV
30006 Alex Turner - Portsmouth Venture Fund
30007 Alex Turner - Rotherham United FC
30008 Alex Turner - Ryan Brothers Capital
30009 Alex Turner - Top Flight Investors
30010 Alex Turner - Yorkshire Partners LLC

Edit GL Equity Account

Account	Investor Classifications	Account Classifications
Class ID	Class Name	Option ID
847985	Investment Allocation	882298
847986	Investor	882283



Setup: GL Equity Account.

Single Equity Account

- One equity account per investor, easy equity account management

Edit GL Equity Account

Account

Investor Classifications

Account Classifications

IF THIS ACCOUNT SHOULD RECEIVE PORTFOLIO INCOME ALLOCATIONS, 'CLASSIFICATIONS' SETUP AND ASSIGNMENT IS REQUIRED.

Account Code (30000 - 39998)

31500

Inactive☐

Reference

Investor

William Costigan (profile)

Add

Account Name

William Costigan

Relationship

Limited Partner

Roll Up Into

None

Delete

Save

Setup: GL Equity Account.

Single Equity Account

- One equity account per investor, easy equity account management
- Will likely require explicit portfolio allocation since pro-rata typically depends on equity account balance/commitment/called capital

Portfolios

Portfolio Name	Default	D
1888 Industries	<input type="checkbox"/>	
Bauhaus Design LP	<input type="checkbox"/>	
Chase Cash	<input type="checkbox"/>	
GSD Partners	<input type="checkbox"/>	
MMH Capital Fund...	<input type="checkbox"/>	
Portsmouth Ventu...	<input type="checkbox"/>	
Rotherham United ...	<input type="checkbox"/>	
Ryan Brothers Cap...	<input type="checkbox"/>	
Top Flight Investors	<input type="checkbox"/>	
Yorkshire Partners...	<input type="checkbox"/>	

Portfolio Detail

Portfolio Name
1888 Industries

Portfolio Notes

BasicsAllocations

Allocation

☐ Implicit☒ Explicit

Implicit Allocations

Explicit Allocations

Investor

31500 - William Costigan

Setup: GL Equity Account.

Single Equity Account

- One equity account per investor, easy equity account management
- Will likely require explicit portfolio allocation since pro-rata typically depends on equity account balance/commitment/called capital
- Limits how side pockets can be displayed at the partner level – one equity account = one nested portfolio only

31401 William Costigan - 1888 Industries
31402 William Costigan - Bauhaus Design LP
31403 William Costigan - Chase Cash
31404 William Costigan - GSD Partners
31405 William Costigan - MMH Capital Fund IV
31406 William Costigan - Portsmouth Venture Fund
31407 William Costigan - Rotherham United FC
31408 William Costigan - Ryan Brothers Capital
31409 William Costigan - Top Flight Investors
31410 William Costigan - Yorkshire Partners LLC
31500 William Costigan

Setup: GL Equity Account.

Single Equity Account

- One equity account per investor, easy equity account management
- Will likely require explicit portfolio allocation since pro-rata typically depends on equity account balance/commitment/called capital
- Limits how side pockets can be displayed at the partner level – one equity account = one nested portfolio only

Multi Equity Accounts

Setup: GL Equity Account.

Single Equity Account

- One equity account per investor, easy equity account management
- Will likely require explicit portfolio allocation since pro-rata typically depends on equity account balance/commitment/called capital
- Limits how side pockets can be displayed at the partner level – one equity account = one nested portfolio only

Multi Equity Accounts

- Easily lends itself to pro-rata allocation

Setup: GL Equity Account.

Single Equity Account

- One equity account per investor, easy equity account management
- Will likely require explicit portfolio allocation since pro-rata typically depends on equity account balance/commitment/called capital
- Limits how side pockets can be displayed at the partner level – one equity account = one nested portfolio only

Multi Equity Accounts

- Easily lends itself to pro-rata allocation
- Easy to report on investor and investment level aggregation (more on that later)

Setup: GL Equity Account.

Single Equity Account

- One equity account per investor, easy equity account management
- Will likely require explicit portfolio allocation since pro-rata typically depends on equity account balance/commitment/called capital
- Limits how side pockets can be displayed at the partner level – one equity account = one nested portfolio only

Multi Equity Accounts

- Easily lends itself to pro-rata allocation
- Easy to report on investor and investment level aggregation (more on that later)
- Provides optionality on how side pockets can be displayed at partner level – multiple equity accounts = one nested portfolio OR 1:1 between equity account and nested portfolio

Setup: GL Equity Account.

Single Equity Account

- One equity account per investor, easy equity account management
- Will likely require explicit portfolio allocation since pro-rata typically depends on equity account balance/commitment/called capital
- Limits how side pockets can be displayed at the partner level – one equity account = one nested portfolio only

Multi Equity Accounts

- Easily lends itself to pro-rata allocation
- Easy to report on investor and investment level aggregation (more on that later)
- Provides optionality on how side pockets can be displayed at partner level – multiple equity accounts = one nested portfolio OR 1:1 between equity account and nested portfolio
- Equity section of COA is more difficult to manage due to exponential growth

So you need to track side pockets?

Entering and tracking side pocket activity.

Entries: Cash Management contributions and withdrawals.

Enterprise Menu → General Ledger → Cash Management

Add Cash Management Transaction

Header Rows

Name
Test Cash Management

Type
Transfer
Contribution
Transfer
Withdrawal

Request Date
month/day/year

Post Date
month/day/year

Gift
☐

Follow-Up Required
☐

Notes

Add Cash Management Transaction

Header Rows

From To

Full Value
☐

Matching ID

Entity
Reyton Partners LP (843443)

Portfolio
None

Investor Account
30001 - Alex Turner - 1888 Industries
30002 - Alex Turner - Bauhaus Design LP
30003 - Alex Turner - Chase Cash
30004 - Alex Turner - GSD Partners
30005 - Alex Turner - MMH Capital Fund IV
30006 - Alex Turner - Portsmouth Venture Fund
30007 - Alex Turner - Rotherham United FC
30008 - Alex Turner - Ryan Brothers Capital

Bank Account
None

Add Row

Spread

Amount

Entries: Investor Module contributions and withdrawals.

Entity Menu → Investor → Account History → Capital Movements

Investor Accounts

Account	Account Name
30001	Alex Turner - 1888 ...
30002	Alex Turner - Bauh...
30003	Alex Turner - Chas...
30004	Alex Turner - GSD ...
30005	Alex Turner - MMH...
30006	Alex Turner - Ports...
30007	Alex Turner - Roth...
30008	Alex Turner - Ryan ...
30009	Alex Turner - Top F...
30010	Alex Turner - Yorks...
30101	Bearcat Internatio...
30102	Bearcat Internatio...
30103	Bearcat Internatio...
30104	Bearcat Internatio...
30105	Bearcat Internatio...
30106	Bearcat Internatio...
30107	Bearcat Internatio...
30108	Bearcat Internatio...
30109	Bearcat Internatio...
30110	Bearcat Internatio...
30201	Bowling Green Co...
30202	Bowling Green Co...
30203	Bowling Green Co...

Account History: Alex Turner - 1888 Industries

Period Start: 09/01/2024 Period End: 09/30/2024

Overview Ratios Income Statement **Capital Movements** Profile Associations

*The Capital Movements tab always reflects inception to date

View: Standard View

Effective Date	Description	Status	Type	Portfolio	Amount	Units	D
12/30/2023	Beginning Balance (...)	Processed			\$633,628.13	0.00	

Page 1 of 1

Contribution Withdrawal Transfer Contribution Add Upload

Entries: Contributions and withdrawals.

Cash management

- Activity occurs at the beginning of the entry date or beginning of the next day after entry date (depending on entity settings)
- Impacts ownership mid period

Investor Module

- Investor module activity takes place during the next accounting period close
- Ownership is updated during close process

Entries: Transfers.

Purpose

- Move funds and ownership between equity accounts within an entity
- Move cash between entities with a nested relationship

Entries: Transfers.

Purpose

- Move funds and ownership between equity accounts within an entity
- Move cash between entities with a nested relationship

Examples

- Moving money from cash portfolio and investing in another side pocket
- Ownership Transfer
- Withdrawing from side pocket entity to partner entity that is also on the platform (CM only)

Entries: Transfers and gifting.

Enterprise Menu → Portfolio → Transfers & Gifting

Add Transfer Out to External

Basics

Tax Lots

From Entity

Reyton Partners LP

From Account

30001 Alex Turner - 1888 In...

From Portfolio

1888 Industries

% Transfer

1.00

Tax Basis

Gift All

Round to the Share

Accrued Interest

Allocation Method

Even

Go

Security Type

Cash & Cash Equivalents

Security

Chase Cash - Chase Cash

Add/Edit

Type	Identifier	Date	Quantity	Transfer Value	In-Kind UG	Gift
Private Eq...	1888 Indu...	07/08/2016	1	4,224,187.55	517,949.53	

From Entity

From Portfolio

To Entity

To Portfolio

Gift

Internal Transfer

Transfer In from External

Transfer Out to External

Transfer Out to External

Add

Upload

Entries: Transfers and gifting.

Purpose

- Allow you to contribute or withdraw tax lots to an entity
- Update an investor's equity account to reflect that the contributed securities apply specifically to them
- Useful for gifted securities in multi equity side pocket structures

Setup implications: Equity accounts.

Single equity account

- In a single equity account per investor scenario all activity will go to or from the single equity account

Setup implications: Equity accounts.

Single equity account

- In a single equity account per investor scenario all activity will go to or from the single equity account
- As a result of only having one equity account with a balance and units, usually a change in balance or units will require an update to portfolio allocation

Setup implications: Equity accounts.

Single equity account

- In a single equity account per investor scenario all activity will go to or from the single equity account
- As a result of only having one equity account with a balance and units, usually a change in balance or units will require an update to portfolio allocation

Multi equity account

- A contribution or withdraw can be made specific to an investment as long as you select the correct investor-side pocket combination

Setup implications: Equity accounts.

Single equity account

- In a single equity account per investor scenario all activity will go to or from the single equity account
- As a result of only having one equity account with a balance and units, usually a change in balance or units will require an update to portfolio allocation

Multi equity account

- A contribution or withdraw can be made specific to an investment as long as you select the correct investor-side pocket combination
- Since this setup generally utilizes implication allocations, the derived ownership and allocation percentage is automatically updated

Setup implications: Equity accounts.

Single equity account

- In a single equity account per investor scenario all activity will go to or from the single equity account
- As a result of only having one equity account with a balance and units, usually a change in balance or units will require an update to portfolio allocation

Multi equity account

- A contribution or withdraw can be made specific to an investment as long as you select the correct investor-side pocket combination
- Since this setup generally utilizes implication allocations, the derived ownership and allocation percentage is automatically updated
- In some cases we see this simplified even more where only one side pocket is allowed to contribute and withdraw and all activity has to go through this equity account

So you need to track side pockets?

Reporting on side pockets.



immersion 2024

Grouping by Investor Class Option: Entity Ownership.

Entity Ownership Report

ENTITY OWNERSHIP (reported in USD)								
Reyton Partners LP								
For the Period Ending 12/31/2023								
Account	Beginning Equity	Interim Equity	Ending Equity	Ownership	Units	NAV/Unit	Period Movements	Next Beginning Equity
1888 Industries								
Clifton Park Investors Trust - 1888 Industries	1,013,805.01	0.00	1,013,805.01	24.0000%	0.00	0.0000	0.00	1,013,805.01
Mallory Kane - 1888 Industries	950,442.20	0.00	950,442.20	22.5000%	0.00	0.0000	0.00	950,442.20
Peter Dunham - 1888 Industries	675,870.01	0.00	675,870.01	16.0000%	0.00	0.0000	0.00	675,870.01
Alex Turner - 1888 Industries	633,628.13	0.00	633,628.13	15.0000%	0.00	0.0000	0.00	633,628.13
Jamie Todd - 1888 Industries	464,660.63	0.00	464,660.63	11.0000%	0.00	0.0000	0.00	464,660.63
Kate Macer - 1888 Industries	316,814.07	0.00	316,814.07	7.5000%	0.00	0.0000	0.00	316,814.07
William Costigan - 1888 Industries	168,967.50	0.00	168,967.50	4.0000%	0.00	0.0000	0.00	168,967.50
Total 1888 Industries	4,224,187.55	0.00	4,224,187.55	1.5164%	0.00	0.0000	0.00	4,224,187.55
Bauhaus Design LP								
Bearcat International Holdings - Bauhaus Design LP	20,948,829.68	0.00	20,948,829.68	17.0000%	0.00	0.0000	0.00	20,948,829.68
Bowling Green Community Fund - Bauhaus Design LP	14,787,409.19	0.00	14,787,409.19	12.0000%	0.00	0.0000	0.00	14,787,409.19
Clifton Park Investors Trust - Bauhaus Design LP	13,555,125.09	0.00	13,555,125.09	11.0000%	0.00	0.0000	0.00	13,555,125.09
Alex Turner - Bauhaus Design LP	9,858,272.79	0.00	9,858,272.79	8.0000%	0.00	0.0000	0.00	9,858,272.79
Jonny Yarrell - Bauhaus Design LP	9,242,130.74	0.00	9,242,130.74	7.5000%	0.00	0.0000	0.00	9,242,130.74
Matthew Helder - Bauhaus Design LP	8,009,846.64	0.00	8,009,846.64	6.5000%	0.00	0.0000	0.00	8,009,846.64
Nick O'Malley - Bauhaus Design LP	8,009,846.64	0.00	8,009,846.64	6.5000%	0.00	0.0000	0.00	8,009,846.64
Lee Holland - Bauhaus Design LP	8,009,846.64	0.00	8,009,846.64	6.5000%	0.00	0.0000	0.00	8,009,846.64
Kate Macer - Bauhaus Design LP	6,161,420.49	0.00	6,161,420.49	5.0000%	0.00	0.0000	0.00	6,161,420.49
William Costigan - Bauhaus Design LP	5,545,278.44	0.00	5,545,278.44	4.5000%	0.00	0.0000	0.00	5,545,278.44
Peter Dunham - Bauhaus Design LP	4,929,136.40	0.00	4,929,136.40	4.0000%	0.00	0.0000	0.00	4,929,136.40
Mallory Kane - Bauhaus Design LP	4,312,994.35	0.00	4,312,994.35	3.5000%	0.00	0.0000	0.00	4,312,994.35
Joe O'Brien - Bauhaus Design LP	4,312,994.35	0.00	4,312,994.35	3.5000%	0.00	0.0000	0.00	4,312,994.35
Jamie Todd - Bauhaus Design LP	3,080,710.25	0.00	3,080,710.25	2.5000%	0.00	0.0000	0.00	3,080,710.25
Jamie Cook - Bauhaus Design LP	2,464,568.20	0.00	2,464,568.20	2.0000%	0.00	0.0000	0.00	2,464,568.20
Total Bauhaus Design LP	123,228,409.88	0.00	123,228,409.88	44.2380%	0.00	0.0000	0.00	123,228,409.88

Grouping by Investor Class Option: Entity Ownership.

Entity Ownership Report

- This report is built to leverage the investor class options

ENTITY OWNERSHIP (reported in USD)								
Reyton Partners LP								
For the Period Ending 12/31/2023								
Account	Beginning Equity	Interim Equity	Ending Equity	Ownership	Units	NAV/Unit	Period Movements	Next Beginning Equity
1888 Industries								
Clifton Park Investors Trust - 1888 Industries	1,013,805.01	0.00	1,013,805.01	24.0000%	0.00	0.0000	0.00	1,013,805.01
Mallory Kane - 1888 Industries	950,442.20	0.00	950,442.20	22.5000%	0.00	0.0000	0.00	950,442.20
Peter Dunham - 1888 Industries	675,870.01	0.00	675,870.01	16.0000%	0.00	0.0000	0.00	675,870.01
Alex Turner - 1888 Industries	633,628.13	0.00	633,628.13	15.0000%	0.00	0.0000	0.00	633,628.13
Jamie Todd - 1888 Industries	464,660.63	0.00	464,660.63	11.0000%	0.00	0.0000	0.00	464,660.63
Kate Macer - 1888 Industries	316,814.07	0.00	316,814.07	7.5000%	0.00	0.0000	0.00	316,814.07
William Costigan - 1888 Industries	168,967.50	0.00	168,967.50	4.0000%	0.00	0.0000	0.00	168,967.50
Total 1888 Industries	4,224,187.55	0.00	4,224,187.55	1.5164%	0.00	0.0000	0.00	4,224,187.55
Bauhaus Design LP								
Bearcat International Holdings - Bauhaus Design LP	20,948,829.68	0.00	20,948,829.68	17.0000%	0.00	0.0000	0.00	20,948,829.68
Bowling Green Community Fund - Bauhaus Design LP	14,787,409.19	0.00	14,787,409.19	12.0000%	0.00	0.0000	0.00	14,787,409.19
Clifton Park Investors Trust - Bauhaus Design LP	13,555,125.09	0.00	13,555,125.09	11.0000%	0.00	0.0000	0.00	13,555,125.09
Alex Turner - Bauhaus Design LP	9,858,272.79	0.00	9,858,272.79	8.0000%	0.00	0.0000	0.00	9,858,272.79
Jonny Yarrell - Bauhaus Design LP	9,242,130.74	0.00	9,242,130.74	7.5000%	0.00	0.0000	0.00	9,242,130.74
Matthew Helder - Bauhaus Design LP	8,009,846.64	0.00	8,009,846.64	6.5000%	0.00	0.0000	0.00	8,009,846.64
Nick O'Malley - Bauhaus Design LP	8,009,846.64	0.00	8,009,846.64	6.5000%	0.00	0.0000	0.00	8,009,846.64
Lee Holland - Bauhaus Design LP	8,009,846.64	0.00	8,009,846.64	6.5000%	0.00	0.0000	0.00	8,009,846.64
Kate Macer - Bauhaus Design LP	6,161,420.49	0.00	6,161,420.49	5.0000%	0.00	0.0000	0.00	6,161,420.49
William Costigan - Bauhaus Design LP	5,545,278.44	0.00	5,545,278.44	4.5000%	0.00	0.0000	0.00	5,545,278.44
Peter Dunham - Bauhaus Design LP	4,929,136.40	0.00	4,929,136.40	4.0000%	0.00	0.0000	0.00	4,929,136.40
Mallory Kane - Bauhaus Design LP	4,312,994.35	0.00	4,312,994.35	3.5000%	0.00	0.0000	0.00	4,312,994.35
Joe O'Brien - Bauhaus Design LP	4,312,994.35	0.00	4,312,994.35	3.5000%	0.00	0.0000	0.00	4,312,994.35
Jamie Todd - Bauhaus Design LP	3,080,710.25	0.00	3,080,710.25	2.5000%	0.00	0.0000	0.00	3,080,710.25
Jamie Cook - Bauhaus Design LP	2,464,568.20	0.00	2,464,568.20	2.0000%	0.00	0.0000	0.00	2,464,568.20
Total Bauhaus Design LP	123,228,409.88	0.00	123,228,409.88	44.2380%	0.00	0.0000	0.00	123,228,409.88

Grouping by Investor Class Option: Entity Ownership.

Entity Ownership Report

- This report is built to leverage the investor class options
- The most common groupings we see for investor classes are by investment and by investor

ENTITY OWNERSHIP (reported in USD)								
Reyton Partners LP								
For the Period Ending 12/31/2023								
Account	Beginning Equity	Interim Equity	Ending Equity	Ownership	Units	NAV/Unit	Period Movements	Next Beginning Equity
Alex Turner								
Alex Turner - Bauhaus Design LP	9,858,272.79	0.00	9,858,272.79	50.7607%	0.00	0.0000	0.00	9,858,272.79
Alex Turner - Portsmouth Venture Fund	2,964,319.82	0.00	2,964,319.82	15.2634%	0.00	0.0000	0.00	2,964,319.82
Alex Turner - Rotherham United FC	2,810,360.00	0.00	2,810,360.00	14.4707%	0.00	0.0000	0.00	2,810,360.00
Alex Turner - Yorkshire Partners LLC	2,448,569.10	0.00	2,448,569.10	12.6078%	0.00	0.0000	0.00	2,448,569.10
Alex Turner - Top Flight Investors	655,916.50	0.00	655,916.50	3.3773%	0.00	0.0000	0.00	655,916.50
Alex Turner - 1888 Industries	633,628.13	0.00	633,628.13	3.2626%	0.00	0.0000	0.00	633,628.13
Alex Turner - Chase Cash	50,000.00	0.00	50,000.00	0.2575%	0.00	0.0000	0.00	50,000.00
Total Alex Turner	19,421,066.34	0.00	19,421,066.34	6.9720%	0.00	0.0000	0.00	19,421,066.34
Bearcat International Holdings								
Bearcat International Holdings - Bauhaus Design LP	20,948,829.68	0.00	20,948,829.68	44.1011%	0.00	0.0000	0.00	20,948,829.68
Bearcat International Holdings - Rotherham United FC	12,365,584.00	0.00	12,365,584.00	26.0318%	0.00	0.0000	0.00	12,365,584.00
Bearcat International Holdings - Portsmouth Venture Fund	5,335,775.68	0.00	5,335,775.68	11.2328%	0.00	0.0000	0.00	5,335,775.68
Bearcat International Holdings - MMH Capital Fund IV	3,889,386.71	0.00	3,889,386.71	8.1879%	0.00	0.0000	0.00	3,889,386.71
Bearcat International Holdings - Chase Cash	2,500,000.00	0.00	2,500,000.00	5.2630%	0.00	0.0000	0.00	2,500,000.00
Bearcat International Holdings - GSD Partners	1,412,779.32	0.00	1,412,779.32	2.9742%	0.00	0.0000	0.00	1,412,779.32
Bearcat International Holdings - Top Flight Investors	1,049,466.40	0.00	1,049,466.40	2.2093%	0.00	0.0000	0.00	1,049,466.40
Total Bearcat International Holdings	47,501,821.79	0.00	47,501,821.79	17.0528%	0.00	0.0000	0.00	47,501,821.79
Bowling Green Community Fund								
Bowling Green Community Fund - Bauhaus Design LP	14,787,409.19	0.00	14,787,409.19	40.9868%	0.00	0.0000	0.00	14,787,409.19
Bowling Green Community Fund - MMH Capital Fund IV	8,839,515.25	0.00	8,839,515.25	24.5008%	0.00	0.0000	0.00	8,839,515.25
Bowling Green Community Fund - Rotherham United FC	6,744,864.00	0.00	6,744,864.00	18.6950%	0.00	0.0000	0.00	6,744,864.00
Bowling Green Community Fund - Portsmouth Venture Fund	3,557,183.78	0.00	3,557,183.78	9.8596%	0.00	0.0000	0.00	3,557,183.78
Bowling Green Community Fund - Chase Cash	1,100,000.00	0.00	1,100,000.00	3.0489%	0.00	0.0000	0.00	1,100,000.00
Bowling Green Community Fund - Top Flight Investors	1,049,466.40	0.00	1,049,466.40	2.9088%	0.00	0.0000	0.00	1,049,466.40
Total Bowling Green Community Fund	36,078,438.62	0.00	36,078,438.62	12.9519%	0.00	0.0000	0.00	36,078,438.62

Grouping by Investor Class Option: Entity Ownership.

Entity Ownership Report

- This report is built to leverage the investor class options
- The most common groupings we see for investor classes are by investment and by investor
- In order to get this level of detail you will need to use the multi equity account setup

ENTITY OWNERSHIP (reported in USD)
Reyton Partners LP
For the Period Ending 12/31/2023

Account	Beginning Equity	Interim Equity	Ending Equity	Ownership	Units	NAV/Unit	Period Movements	Next Beginning Equity
Alex Turner								
Alex Turner - Bauhaus Design LP	9,858,272.79	0.00	9,858,272.79	50.7607%	0.00	0.0000	0.00	9,858,272.79
Alex Turner - Portsmouth Venture Fund	2,964,319.82	0.00	2,964,319.82	15.2634%	0.00	0.0000	0.00	2,964,319.82
Alex Turner - Rotherham United FC	2,810,360.00	0.00	2,810,360.00	14.4707%	0.00	0.0000	0.00	2,810,360.00
Alex Turner - Yorkshire Partners LLC	2,448,569.10	0.00	2,448,569.10	12.6078%	0.00	0.0000	0.00	2,448,569.10
Alex Turner - Top Flight Investors	655,916.50	0.00	655,916.50	3.3773%	0.00	0.0000	0.00	655,916.50
Alex Turner - 1888 Industries	633,628.13	0.00	633,628.13	3.2626%	0.00	0.0000	0.00	633,628.13
Alex Turner - Chase Cash	50,000.00	0.00	50,000.00	0.2575%	0.00	0.0000	0.00	50,000.00
Total Alex Turner	19,421,066.34	0.00	19,421,066.34	6.9720%	0.00	0.0000	0.00	19,421,066.34
Bearcat International Holdings								
Bearcat International Holdings - Bauhaus Design LP	20,948,829.68	0.00	20,948,829.68	44.1011%	0.00	0.0000	0.00	20,948,829.68
Bearcat International Holdings - Rotherham United FC	12,365,584.00	0.00	12,365,584.00	26.0318%	0.00	0.0000	0.00	12,365,584.00
Bearcat International Holdings - Portsmouth Venture Fund	5,335,775.68	0.00	5,335,775.68	11.2328%	0.00	0.0000	0.00	5,335,775.68
Bearcat International Holdings - MMH Capital Fund IV	3,889,386.71	0.00	3,889,386.71	8.1879%	0.00	0.0000	0.00	3,889,386.71
Bearcat International Holdings - Chase Cash	2,500,000.00	0.00	2,500,000.00	5.2630%	0.00	0.0000	0.00	2,500,000.00
Bearcat International Holdings - GSD Partners	1,412,779.32	0.00	1,412,779.32	2.9742%	0.00	0.0000	0.00	1,412,779.32
Bearcat International Holdings - Top Flight Investors	1,049,466.40	0.00	1,049,466.40	2.2093%	0.00	0.0000	0.00	1,049,466.40
Total Bearcat International Holdings	47,501,821.79	0.00	47,501,821.79	17.0528%	0.00	0.0000	0.00	47,501,821.79
Bowling Green Community Fund								
Bowling Green Community Fund - Bauhaus Design LP	14,787,409.19	0.00	14,787,409.19	40.9868%	0.00	0.0000	0.00	14,787,409.19
Bowling Green Community Fund - MMH Capital Fund IV	8,839,515.25	0.00	8,839,515.25	24.5008%	0.00	0.0000	0.00	8,839,515.25
Bowling Green Community Fund - Rotherham United FC	6,744,864.00	0.00	6,744,864.00	18.6950%	0.00	0.0000	0.00	6,744,864.00
Bowling Green Community Fund - Portsmouth Venture Fund	3,557,183.78	0.00	3,557,183.78	9.8596%	0.00	0.0000	0.00	3,557,183.78
Bowling Green Community Fund - Chase Cash	1,100,000.00	0.00	1,100,000.00	3.0489%	0.00	0.0000	0.00	1,100,000.00
Bowling Green Community Fund - Top Flight Investors	1,049,466.40	0.00	1,049,466.40	2.9088%	0.00	0.0000	0.00	1,049,466.40
Total Bowling Green Community Fund	36,078,438.62	0.00	36,078,438.62	12.9519%	0.00	0.0000	0.00	36,078,438.62

Grouping by Investor Class Option: Performance Summary.

Performance Summary by Investor Account

PERFORMANCE SUMMARY BY INVESTOR ACCOUNT

Keyton Partners LP

For the period 01/01/2024 to 03/31/2024

Account	Beginning	Gross Profit	Expensed Fees	Weighted Cash Flow	Ending	Allocated Fees	Period Movements	Next Beginning Equity	Return		
									Gross	Net	
Alex Turner											
Alex Turner - 1888 Industries	633,628.13	0.00	0.00	0.00	633,628.13	0.00	0.00	633,628.13	0.0000%	0.0000%	
Alex Turner - Bauhaus Design LP	9,858,272.79	1,286,818.26	0.00	0.00	11,145,091.06	0.00	0.00	11,145,091.06	13.0532%	13.0532%	
Alex Turner - Chase Cash	50,000.00	0.00	0.00	0.00	50,000.00	0.00	0.00	50,000.00	0.0000%	0.0000%	
Alex Turner - Portsmouth Venture Fund	2,964,319.82	(1,051,855.42)	0.00	0.00	1,912,464.40	0.00	0.00	1,912,464.40	(35.4839%)	(35.4839%)	
Alex Turner - Rotherham United FC	2,810,360.00	(656,263.80)	0.00	0.00	2,154,096.20	0.00	0.00	2,154,096.20	(23.3516%)	(23.3516%)	
Alex Turner - Top Flight Investors	655,916.50	0.00	0.00	0.00	655,916.50	0.00	0.00	655,916.50	0.0000%	0.0000%	
Alex Turner - Yorkshire Partners LLC	2,448,569.10	(56,125.50)	0.00	0.00	2,392,443.60	0.00	0.00	2,392,443.60	(2.2922%)	(2.2922%)	
Total Alex Turner	19,421,066.34	(477,426.46)	0.00	0.00	18,943,639.89	0.00	0.00	18,943,639.89	(2.4583%)	(2.4583%)	
Bearcat International Holdings											
Bearcat International Holdings - Bauhaus Design LP	20,948,829.68	2,734,488.81	0.00	0.00	23,683,318.49	0.00	0.00	23,683,318.49	13.0532%	13.0532%	
Bearcat International Holdings - Chase Cash	2,500,000.00	0.00	0.00	0.00	2,500,000.00	0.00	0.00	2,500,000.00	0.0000%	0.0000%	
Bearcat International Holdings - GSD Partners	1,412,779.32	0.00	0.00	0.00	1,412,779.32	0.00	0.00	1,412,779.32	0.0000%	0.0000%	
Bearcat International Holdings - MMH Capital Fund IV	3,889,386.71	41,566.47	0.00	0.00	3,930,953.18	0.00	0.00	3,930,953.18	1.0687%	1.0687%	
Bearcat International Holdings - Portsmouth Venture Fund	5,335,775.68	(1,893,339.76)	0.00	0.00	3,442,435.92	0.00	0.00	3,442,435.92	(35.4839%)	(35.4839%)	
Bearcat International Holdings - Rotherham United FC	12,365,584.00	(2,887,560.72)	0.00	0.00	9,478,023.28	0.00	0.00	9,478,023.28	(23.3516%)	(23.3516%)	
Bearcat International Holdings - Top Flight Investors	1,049,466.40	0.00	0.00	0.00	1,049,466.40	0.00	0.00	1,049,466.40	0.0000%	0.0000%	
Total Bearcat International Holdings	47,501,821.79	(2,004,845.19)	0.00	0.00	45,496,976.59	0.00	0.00	45,496,976.59	(4.2206%)	(4.2206%)	

Grouping by Investor Class Option: Performance Summary.

Performance Summary by Investor Account

- This report is going to subtotal by investor class option and include investor level fees and performance

PERFORMANCE SUMMARY BY INVESTOR ACCOUNT

Keyton Partners LP

For the period 01/01/2024 to 03/31/2024

Account	Beginning	Gross Profit	Expensed Fees	Weighted Cash Flow	Ending	Allocated Fees	Period Movements	Next Beginning Equity	Return		
									Gross	Net	
Alex Turner											
Alex Turner - 1888 Industries	633,628.13	0.00	0.00	0.00	633,628.13	0.00	0.00	633,628.13	0.0000%	0.0000%	
Alex Turner - Bauhaus Design LP	9,858,272.79	1,286,818.26	0.00	0.00	11,145,091.06	0.00	0.00	11,145,091.06	13.0532%	13.0532%	
Alex Turner - Chase Cash	50,000.00	0.00	0.00	0.00	50,000.00	0.00	0.00	50,000.00	0.0000%	0.0000%	
Alex Turner - Portsmouth Venture Fund	2,964,319.82	(1,051,855.42)	0.00	0.00	1,912,464.40	0.00	0.00	1,912,464.40	(35.4839%)	(35.4839%)	
Alex Turner - Rotherham United FC	2,810,360.00	(656,263.80)	0.00	0.00	2,154,096.20	0.00	0.00	2,154,096.20	(23.3516%)	(23.3516%)	
Alex Turner - Top Flight Investors	655,916.50	0.00	0.00	0.00	655,916.50	0.00	0.00	655,916.50	0.0000%	0.0000%	
Alex Turner - Yorkshire Partners LLC	2,448,569.10	(56,125.50)	0.00	0.00	2,392,443.60	0.00	0.00	2,392,443.60	(2.2922%)	(2.2922%)	
Total Alex Turner	19,421,066.34	(477,426.46)	0.00	0.00	18,943,639.89	0.00	0.00	18,943,639.89	(2.4583%)	(2.4583%)	
Bearcat International Holdings											
Bearcat International Holdings - Bauhaus Design LP	20,948,829.68	2,734,488.81	0.00	0.00	23,683,318.49	0.00	0.00	23,683,318.49	13.0532%	13.0532%	
Bearcat International Holdings - Chase Cash	2,500,000.00	0.00	0.00	0.00	2,500,000.00	0.00	0.00	2,500,000.00	0.0000%	0.0000%	
Bearcat International Holdings - GSD Partners	1,412,779.32	0.00	0.00	0.00	1,412,779.32	0.00	0.00	1,412,779.32	0.0000%	0.0000%	
Bearcat International Holdings - MMH Capital Fund IV	3,889,386.71	41,566.47	0.00	0.00	3,930,953.18	0.00	0.00	3,930,953.18	1.0687%	1.0687%	
Bearcat International Holdings - Portsmouth Venture Fund	5,335,775.68	(1,893,339.76)	0.00	0.00	3,442,435.92	0.00	0.00	3,442,435.92	(35.4839%)	(35.4839%)	
Bearcat International Holdings - Rotherham United FC	12,365,584.00	(2,887,560.72)	0.00	0.00	9,478,023.28	0.00	0.00	9,478,023.28	(23.3516%)	(23.3516%)	
Bearcat International Holdings - Top Flight Investors	1,049,466.40	0.00	0.00	0.00	1,049,466.40	0.00	0.00	1,049,466.40	0.0000%	0.0000%	
Total Bearcat International Holdings	47,501,821.79	(2,004,845.19)	0.00	0.00	45,496,976.59	0.00	0.00	45,496,976.59	(4.2206%)	(4.2206%)	

Grouping by Investor Class Option: Performance Summary.

Performance Summary by Investor Account

- This report is going to subtotal by investor class option and include investor level fees and performance
- Most useful in the multi equity account setup scenario

PERFORMANCE SUMMARY BY INVESTOR ACCOUNT

Keyton Partners LP

For the period 01/01/2024 to 03/31/2024

Account	Beginning	Gross Profit	Expensed Fees	Weighted Cash Flow	Ending	Allocated Fees	Period Movements	Next Beginning Equity	Return	
									Gross	Net
Alex Turner										
Alex Turner - 1888 Industries	633,628.13	0.00	0.00	0.00	633,628.13	0.00	0.00	633,628.13	0.0000%	0.0000%
Alex Turner - Bauhaus Design LP	9,858,272.79	1,286,818.26	0.00	0.00	11,145,091.06	0.00	0.00	11,145,091.06	13.0532%	13.0532%
Alex Turner - Chase Cash	50,000.00	0.00	0.00	0.00	50,000.00	0.00	0.00	50,000.00	0.0000%	0.0000%
Alex Turner - Portsmouth Venture Fund	2,964,319.82	(1,051,855.42)	0.00	0.00	1,912,464.40	0.00	0.00	1,912,464.40	(35.4839%)	(35.4839%)
Alex Turner - Rotherham United FC	2,810,360.00	(656,263.80)	0.00	0.00	2,154,096.20	0.00	0.00	2,154,096.20	(23.3516%)	(23.3516%)
Alex Turner - Top Flight Investors	655,916.50	0.00	0.00	0.00	655,916.50	0.00	0.00	655,916.50	0.0000%	0.0000%
Alex Turner - Yorkshire Partners LLC	2,448,569.10	(56,125.50)	0.00	0.00	2,392,443.60	0.00	0.00	2,392,443.60	(2.2922%)	(2.2922%)
Total Alex Turner	19,421,066.34	(477,426.46)	0.00	0.00	18,943,639.89	0.00	0.00	18,943,639.89	(2.4583%)	(2.4583%)
Bearcat International Holdings										
Bearcat International Holdings - Bauhaus Design LP	20,948,829.68	2,734,488.81	0.00	0.00	23,683,318.49	0.00	0.00	23,683,318.49	13.0532%	13.0532%
Bearcat International Holdings - Chase Cash	2,500,000.00	0.00	0.00	0.00	2,500,000.00	0.00	0.00	2,500,000.00	0.0000%	0.0000%
Bearcat International Holdings - GSD Partners	1,412,779.32	0.00	0.00	0.00	1,412,779.32	0.00	0.00	1,412,779.32	0.0000%	0.0000%
Bearcat International Holdings - MMH Capital Fund IV	3,889,386.71	41,566.47	0.00	0.00	3,930,953.18	0.00	0.00	3,930,953.18	1.0687%	1.0687%
Bearcat International Holdings - Portsmouth Venture Fund	5,335,775.68	(1,893,339.76)	0.00	0.00	3,442,435.92	0.00	0.00	3,442,435.92	(35.4839%)	(35.4839%)
Bearcat International Holdings - Rotherham United FC	12,365,584.00	(2,887,560.72)	0.00	0.00	9,478,023.28	0.00	0.00	9,478,023.28	(23.3516%)	(23.3516%)
Bearcat International Holdings - Top Flight Investors	1,049,466.40	0.00	0.00	0.00	1,049,466.40	0.00	0.00	1,049,466.40	0.0000%	0.0000%
Total Bearcat International Holdings	47,501,821.79	(2,004,845.19)	0.00	0.00	45,496,976.59	0.00	0.00	45,496,976.59	(4.2206%)	(4.2206%)

Investor Statements: Consolidated.

Standard Statement (Consolidated)

Investor Statement
Reyton Partners LP
02/29/2024 to 03/31/2024

Bearcat International Holdings

Ending Balances

Capital Account	45,496,976.59
Tax Account	21,048,644.18

Period Details

Income		Expenses	
Unrealized Gain/Loss	2,175,382.24		
Total Income	2,175,382.24	Total Expenses	
			2,175,382.24

Year to Date

Accounting Period	Beginning Capital	Capital Contributed	Interim Cash	Period Profit	Capital Withdrawn & Fees	Ending Capital	% Change
1/31/2024	47,501,821.79	0.00	0.00	(3,624,809.94)	0.00	43,877,011.85	(7.63%)
2/29/2024	43,877,011.85	0.00	0.00	(555,417.50)	0.00	43,321,594.35	(1.27%)
3/31/2024	43,321,594.35	0.00	0.00	2,175,382.24	0.00	45,496,976.59	5.02%
	47,501,821.79	0.00	0.00	(2,004,845.19)	0.00	45,496,976.59	(4.22%)



Investor Statements: Consolidated.

Standard Statement (Consolidated)

- Allows you to run an investor statement at the investor level rather than the equity account level within an entity

Investor Statement							
Reyton Partners LP							
02/29/2024 to 03/31/2024							
Bearcat International Holdings						Ending Balances	
						Capital Account	45,496,976.59
						Tax Account	21,048,644.18
Period Details							
Income				Expenses			
Unrealized Gain/Loss	2,175,382.24						
Total Income	2,175,382.24			Total Expenses			
				2,175,382.24			
Year to Date							
Accounting Period	Beginning Capital	Capital Contributed	Interim Cash	Period Profit	Capital Withdrawn & Fees	Ending Capital	% Change
1/31/2024	47,501,821.79	0.00	0.00	(3,624,809.94)	0.00	43,877,011.85	(7.63%)
2/29/2024	43,877,011.85	0.00	0.00	(555,417.50)	0.00	43,321,594.35	(1.27%)
3/31/2024	43,321,594.35	0.00	0.00	2,175,382.24	0.00	45,496,976.59	5.02%
	47,501,821.79	0.00	0.00	(2,004,845.19)	0.00	45,496,976.59	(4.22%)

Investor Statements: Consolidated.

Standard Statement (Consolidated)

- Allows you to run an investor statement at the investor level rather than the equity account level within an entity
- Aggregates each investor's capital balance across all equity accounts they are associated with for multi equity account setup

Investor Statement							
Reyton Partners LP							
02/29/2024 to 03/31/2024							
Bearcat International Holdings						Ending Balances	
						Capital Account	45,496,976.59
						Tax Account	21,048,644.18
Period Details							
Income				Expenses			
Unrealized Gain/Loss		2,175,382.24					
Total Income		2,175,382.24		Total Expenses			
							2,175,382.24
Year to Date							
Accounting Period	Beginning Capital	Capital Contributed	Interim Cash	Period Profit	Capital Withdrawn & Fees	Ending Capital	% Change
1/31/2024	47,501,821.79	0.00	0.00	(3,624,809.94)	0.00	43,877,011.85	(7.63%)
2/29/2024	43,877,011.85	0.00	0.00	(555,417.50)	0.00	43,321,594.35	(1.27%)
3/31/2024	43,321,594.35	0.00	0.00	2,175,382.24	0.00	45,496,976.59	5.02%
	47,501,821.79	0.00	0.00	(2,004,845.19)	0.00	45,496,976.59	(4.22%)

Investor Statements: Consolidated.

Standard Statement (Consolidated)

- Allows you to run an investor statement at the investor level rather than the equity account level within an entity
- Aggregates each investor's capital balance across all equity accounts they are associated with for multi equity account setup
- Gives you an investor level income statement

Investor Statement							
Reyton Partners LP							
02/29/2024 to 03/31/2024							
Bearcat International Holdings						Ending Balances	
						Capital Account	45,496,976.59
						Tax Account	21,048,644.18
Period Details							
Income				Expenses			
Unrealized Gain/Loss	2,175,382.24						
Total Income	2,175,382.24			Total Expenses			
				2,175,382.24			
Year to Date							
Accounting Period	Beginning Capital	Capital Contributed	Interim Cash	Period Profit	Capital Withdrawn & Fees	Ending Capital	% Change
1/31/2024	47,501,821.79	0.00	0.00	(3,624,809.94)	0.00	43,877,011.85	(7.63%)
2/29/2024	43,877,011.85	0.00	0.00	(555,417.50)	0.00	43,321,594.35	(1.27%)
3/31/2024	43,321,594.35	0.00	0.00	2,175,382.24	0.00	45,496,976.59	5.02%
	47,501,821.79	0.00	0.00	(2,004,845.19)	0.00	45,496,976.59	(4.22%)

Investor Statements: Dynamic.

Standard Statement (Dynamic)

<div>Investor Statement</div> <div>Reyton Partners LP</div> <div>01/01/2024 to 03/31/2024</div>								
Bearcat International Holdings - MMH Capital Fund IV							Ending Balances	
							Capital Account	3,930,953.18
							Tax Account	2,976,239.39
Period Details								
Income				Expenses				
Unrealized Gain/Loss			41,566.47					
Total Income			41,566.47	Total Expenses				41,566.47
Time Weighted Total Return								
Accounting Period	Beginning Capital	Capital Contributed	Interim Cash	Period Profit	Capital Withdrawn	Fees	Ending Capital	Return %
01/31/2024	3,889,386.71	0.00	0.00	(97,035.62)	0.00	0.00	3,792,351.09	(2.49%)
02/29/2024	3,792,351.09	0.00	0.00	23,793.22	0.00	0.00	3,816,144.31	0.63%
03/31/2024	3,816,144.31	0.00	0.00	114,808.87	0.00	0.00	3,930,953.18	3.01%
01/01/2024 - 03/31/2024	3,889,386.71	0.00	0.00	41,566.47	0.00	0.00	3,930,953.18	1.07%

Investor Statements: Dynamic.

Standard Statement (Dynamic)

- This report is at the equity account level rather than the investor level

<div>Investor Statement</div> <div>Reyton Partners LP</div> <div>01/01/2024 to 03/31/2024</div>								
Bearcat International Holdings - MMH Capital Fund IV							Ending Balances	
							Capital Account	3,930,953.18
							Tax Account	2,976,239.39
Period Details								
Income				Expenses				
Unrealized Gain/Loss			41,566.47					
Total Income			41,566.47	Total Expenses				41,566.47
Time Weighted Total Return								
Accounting Period	Beginning Capital	Capital Contributed	Interim Cash	Period Profit	Capital Withdrawn	Fees	Ending Capital	Return %
01/31/2024	3,889,386.71	0.00	0.00	(97,035.62)	0.00	0.00	3,792,351.09	(2.49%)
02/29/2024	3,792,351.09	0.00	0.00	23,793.22	0.00	0.00	3,816,144.31	0.63%
03/31/2024	3,816,144.31	0.00	0.00	114,808.87	0.00	0.00	3,930,953.18	3.01%
01/01/2024 - 03/31/2024	3,889,386.71	0.00	0.00	41,566.47	0.00	0.00	3,930,953.18	1.07%

Investor Statements: Dynamic.

Standard Statement (Dynamic)

- This report is at the equity account level rather than the investor level
- Gives the option of money weighted return (XIRR) or time weighted return
 - NOTE: The consolidated version only offers a time weighted return

Investor Statement Reyton Partners LP 01/01/2024 to 03/31/2024								
Bearcat International Holdings - MMH Capital Fund IV							Ending Balances	
							Capital Account	3,930,953.18
							Tax Account	2,976,239.39
Period Details								
Income				Expenses				
Unrealized Gain/Loss			41,566.47					
Total Income			41,566.47	Total Expenses				41,566.47
Time Weighted Total Return								
Accounting Period	Beginning Capital	Capital Contributed	Interim Cash	Period Profit	Capital Withdrawn	Fees	Ending Capital	Return %
01/31/2024	3,889,386.71	0.00	0.00	(97,035.62)	0.00	0.00	3,792,351.09	(2.49%)
02/29/2024	3,792,351.09	0.00	0.00	23,793.22	0.00	0.00	3,816,144.31	0.63%
03/31/2024	3,816,144.31	0.00	0.00	114,808.87	0.00	0.00	3,930,953.18	3.01%
01/01/2024 - 03/31/2024	3,889,386.71	0.00	0.00	41,566.47	0.00	0.00	3,930,953.18	1.07%

Supplemental troubleshooting reports and queries.

Portfolio Profit Comparison

- Income statement by portfolio and also segregate any P&L that is not associated with a portfolio

Portfolio Allocation History

- Easily identify what each portfolio's allocation percentages were for a given period
- There is also a GL account version of this report if you need to track down the percentages for P&L that is not associated with a portfolio

K1 Summary

- Clients often use our K1 queries like K1 Summary to retrieve beginning and ending capital balances, P&L by GL account and investment account balances by equity account in Excel

So you need to track side pockets?

Additional resources.



immersion 2024

Additional resources: Documentation.

Portfolio Setup

<https://archway-technology-partners.helpdocsonline.com/portfolio-setup>

Implicit vs. Explicit Allocations

<https://archway-technology-partners.helpdocsonline.com/implicit-vs-explicit-allocations>

Managing Your Chart of Accounts

<https://archway-technology-partners.helpdocsonline.com/managing-your-chart-of-accounts>

Equity Account Setup

<https://archway-technology-partners.helpdocsonline.com/equity-account-setup>

Investor Module: Setup

<https://archway-technology-partners.helpdocsonline.com/investor-setup>

Additional resources: Immersion session materials.



Access the Immersion session materials
www.seic.com/2024imm

Additional resources: How to stay in touch.



Connect with your
Client Service team in Nashville



Contact support at
awsupport@seic.com

ARCHWAY PLATFORM

Questions.



immersion 2024

Where to next.



Conference conclusion
@ 11:45am